



BANDIT



Model 220

For 1 player / Ages 8 and up

INSTRUCTION MANUAL

P/N 82384430 Rev.A

INTRODUCTION

Play a Las Vegas Slot Machine! The **RADICA:®** Bandit Machine allows you to play the slots at home. Pull the lever and see the reels spin, just like the casino! Bandit winners are any combination of BARS and 7's that appear across the reels. If you hit a winner, a bell will sound, the win light will flash, and the jackpot will pay out automatically.

This bank cannot be used as a gaming device.

INSTRUCTIONS

Batteries are required to hear the bell and flash the light on a winner. See illustration on the far right on how to install batteries. Leave the batteries out if the sound and flashing light are not desired.

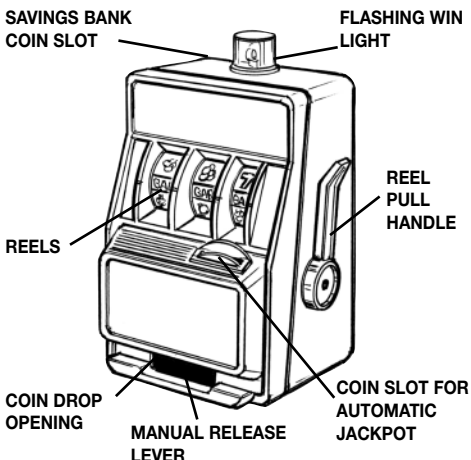
This bank does not require batteries or coins to operate. This SLOT bank has been designed to realistically imitate the sound, appearance, and action of a real machine.

This bank accepts 95% of the world coins and any coin that will fit the coin inlets. Coins inserted into the TOP LEFT slot (Savings Bank Coin Slot) will drop into a compartment in the back of the bank. Remove the Savings Bank Door to collect any saved coins.

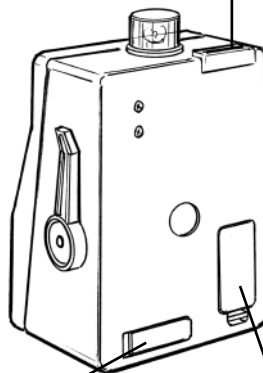
All coins dropped into the RIGHT FRONT slot (Coin Slot for Automatic Jackpot) will be released on any jackpot winnings. The coins can be released at any time by pushing the manual release lever in the coin drop opening.

Spin the reels by using a smooth, gentle pull on the handle. Release the handle immediately after the mechanism releases. NEVER jerk or pull the handle in a rough manner.

Always wait for the reels to stop before pulling the handle. Always clear all the coins from the Coin Drop Opening before pulling the handle again.



SAVINGS BANK COIN SLOT




SAVINGS BANK DOOR

BATTERY DOOR

BATTERY INSTALLATION

Bandit is powered by two (2) 'C' size (LR14) batteries.

- Remove the battery door by pressing the tab down.
- Insert two (2) 'C' size batteries (we recommended alkaline) as indicated inside the battery compartment.
- Replace the battery door and close.



BATTERY DOOR

ADULT SUPERVISION IS RECOMMENDED WHEN CHANGING BATTERIES.

CAUTION

- As with all small batteries, the batteries used with this device should be kept away from small children who might still put things in their mouths. If a battery is swallowed, consult a physician immediately.
- Be sure you insert the battery correctly and always follow the device and battery manufacturer's instructions.
- Do not dispose of batteries in fire.
- Batteries might leak if improperly installed, or explode if recharged, disassembled or heated.
- Sometimes, a build-up of static electricity (from carpets, etc) may cause the game to stop working. Just reset the game, and it will work again.
- Under the environment with radio frequency interference, the sample may malfunction and require user to reset the sample.

MAINTENANCE

- Handle this device carefully.
- Store this device away from dusty or dirty areas.
- Keep this device away from moisture or extreme temperature.
- Do not disassemble this device. If a problem occurs, press the Reset button, or remove and replace the batteries to reset the device, or try new batteries. If problems persist, consult the warranty information located at the end of this instruction manual.
- Use only the recommended battery type.
- Do not mix old and new batteries.
- Do not mix alkaline, standard (carbon-zinc) or rechargeable batteries.

- Do not use rechargeable batteries.
- Do not attempt to recharge non-rechargeable batteries.
- Remove any exhausted batteries from the device.
- Do not short-circuit the supply terminals.
- Insert batteries with the correct polarity.

Please retain this for future reference.

This device complies with Part 15 of the FCC Rules. Operation is subject to the following two conditions: (1) this device may not cause harmful interference and (2) this device must accept any interference received, including interference that may cause undesired operation.

WARNING: Changes or modifications to this unit not expressly approved by the party responsible for compliance could void the user's authority to operate the equipment.

NOTE: This equipment has been tested and found to comply with the limits for a Class B digital device, pursuant to Part 15 of the FCC Rules. These limits are designed to provide reasonable protection against harmful interference in a residential installation. This equipment generates, uses and can radiate radio frequency energy and if not installed and used in accordance with the instructions, may cause harmful interference to radio communications. However, there is no guarantee that interference will not occur in a particular installation. If this equipment does cause harmful interference to radio or television reception, which can be determined by turning the equipment off and on, the user is encouraged to try to correct the interference by one or more of the following measures:

- Reorient or relocate the receiving antenna.
- Increase the separation between the equipment and receiver.
- Connect the equipment into an outlet on a circuit different from that to which the receiver is connected.
- Consult the dealer or an experienced radio TV technician for help.

6-MONTH LIMITED WARRANTY FOR USA

(This product warranty is valid in the United States and Canada only)

Radica Games Limited warrants this product for a period of 6 months from the original purchase date under normal use against defective workmanship and materials (batteries excluded). This warranty does not cover damage resulting from accident, unreasonable use, negligence, improper service or other causes not arising out of defects in material or workmanship. Radica Games Limited will not be liable for any costs incurred due to loss of use of this product or other incidental or consequential costs, expenses or damages incurred by the purchaser. Some states do not allow the exclusion or limitation of incidental or consequential damages, so the above limitations may not apply to you. This warranty gives you specific legal rights and you may also have other legal rights, which vary from state to state.

During this 6-month warranty period, the game will either be repaired or replaced (at our option) without charge to the purchaser when returned prepaid with proof of date of purchase to: **Radica USA, Ltd., 13628-A Beta Road, Dallas, Texas 75244, USA.** Please remove the batteries and wrap the unit carefully before shipping. Please include a brief description of the problem along with your return address and mail it postage prepaid.

IMPORTANT: Before returning the unit for repair, test it with fresh alkaline batteries. Even new batteries may be defective or weak and low battery power is a frequent cause of unsatisfactory operation.

6-MONTH PRODUCT WARRANTY FOR UK

(This product warranty is valid in the United Kingdom only)

All products in the **RADICA®** range are fully guaranteed for a period of 6 months from the original purchase date under normal use, against defective workmanship and materials (batteries excluded). This warranty does not cover damage resulting from accident, unreasonable use, negligence, improper service or other causes not arising out of defects in material or workmanship.

In the unlikely event that you do experience a problem within the first 6 months, please telephone the Technical Support team: **Tel. 0871 222 8278. Calls are charged at 10p per minute and will show up on your standard telephone bill. Helpline hours are 2pm-11pm, Monday to Friday.**

IMPORTANT: Always test the product with fresh alkaline batteries. Even new batteries may be defective or weak and low battery power is a frequent cause of unsatisfactory operation.

YOUR STATUTORY RIGHTS ARE NOT EFFECTED.

Distributed in the USA by:
RADICA USA Ltd.
13628-A Beta Road
Dallas, TX 75244-4510



WWW.RADICAGAMES.COM

Distributed in the UK by:
RADICA UK Ltd.
The Old Stables, Munns Farm,
Cole Green, Hertfordshire,
SG14 2NL, England



WWW.RADICAUK.COM

RADICA®
© 1994, 2004 RADICA GAMES LTD.
PRODUCT SHAPE™
ALL RIGHTS RESERVED