





















Model 75055
For 1 player / Ages 4 and up
INSTRUCTION MANUAL
Rev.A

CUPCAKES ICE CREAM SUNDAE VANITY

Cupcakeland is a magical charming place that is filled with sweet friendships and lots of fun. Each Cupcake has a sweet scent, just like their name and personality.

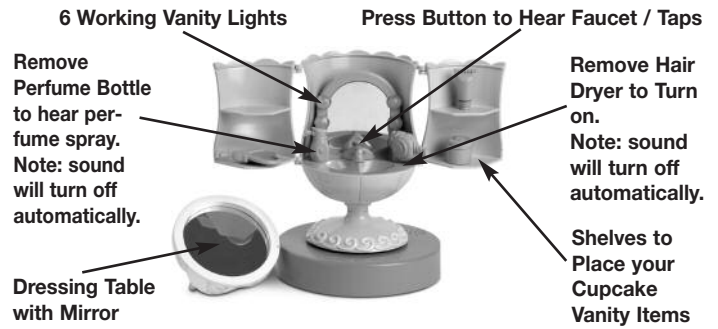
You can decorate your Cupcake with a completely new outfit, matching hand bag, hair clips, and other accessories to make her look beautiful with the Ice Cream Sundae Vanity. Ice Cream Sundae Vanity changes from an ice cream sundae into a beauty vanity. It comes complete with a lighted vanity mirror, magical hair dryer, sink and perfume sounds, music to get ready to, and a charm to share with your Cupcake.

CONTENTS:

- Ice Cream Sundae Vanity Dish 
- Ice Cream Dressing Table 
- 1 Hair Dryer 
- 1 Perfume Bottle 
- 1 Brush 
- 1 Hand Mirror 
- 1 Face Powder 
- 1 Lotion Tube 
- 2 Hair Clips 
- 1 Purse 
- 1 New Dress 
- 1 Ribbon 
- 1 Charm 
- 1 Bathmat 
- 1 Vase with Flowers 
- 1 Telephone & Telephone Base 
- 1 Picture Frame 
- 1 Cat 

E

VANITY:



TO CHANGE ICE CREAM SUNDAE INTO VANITY:

1. Remove ice cream from the sundae dish. The ice cream top now becomes a dressing table and mirror.
2. Open the sundae dish doors to reveal the vanity. The vanity lights will turn on and music will play.



TO MAKE ICE CREAM SUNDAE:

1. Close vanity doors to form sundae dish.
2. Put ice cream top (dressing table) on top of sundae dish. Now you have your ice cream sundae again!



COLLECT ALL 6 CUPCAKES AND TEA PARTY CAKE FOR MORE CUPCAKELAND FUN!!!



BATTERY INSTALLATION

This game is powered by two (2) AAA (LR03) batteries.

- Using a screwdriver, loosen the screw until the battery compartment door can be removed.
- Insert two (2) AAA (LR03) batteries (we recommend alkaline) as indicated inside the battery compartment.
- Replace the battery compartment door and tighten the screw with a screwdriver. Do not over-tighten.

ADULT SUPERVISION IS RECOMMENDED WHEN CHANGING BATTERIES.

CAUTION

- As with all small batteries, the batteries used with this device should be kept away from small children who might still put things in their mouths. If a battery is swallowed, consult a physician immediately.

- **Be sure you insert the battery correctly and always follow the device and battery manufacturer's instructions.**
- **Do not dispose of batteries in fire.**
- **Batteries might leak if improperly installed, or explode if recharged, disassembled or heated.**
- **Sometimes, a build-up of static electricity (from carpets, etc) may cause the game to stop working. Just reset the game, and it will work again.**

MAINTENANCE

- Handle this device carefully.
- Store this device away from dusty or dirty areas.
- Keep this device away from moisture or extreme temperature.
- Do not disassemble this device. If a problem occurs, press the Reset button, or remove and replace the batteries to reset the device, or try new batteries. If problems persist, consult the warranty information located at the end of this instruction manual.
- Use only the recommended battery type.
- Do not mix old and new batteries.
- Do not mix alkaline, standard (carbon-zinc) or rechargeable (nickel-cadmium) batteries.
- Do not use rechargeable batteries.
- Do not attempt to recharge non-rechargeable batteries.
- Remove any exhausted batteries from the device.
- Do not short-circuit the supply terminals.
- Insert batteries with the correct polarity.

Please retain this for future reference.

This device complies with Part 15 of the FCC Rules. Operation is subject to the following two conditions: (1) this device may not cause harmful interference and (2) this device must accept any interference received, including interference that may cause undesired operation.

WARNING: Changes or modifications to this unit not expressly approved by the party responsible for compliance could void the user's authority to operate the equipment.

NOTE: This equipment has been tested and found to comply with the limits for a Class B digital device, pursuant to Part 15 of the FCC Rules. These limits are designed to provide reasonable protection against harmful interference in a residential installation. This equipment generates, uses and can radiate radio frequency energy and if not installed and used in accordance with the instructions, may cause harmful interference to radio communications. However, there is no guarantee that interference will not occur in a particular installation. If this equipment does cause harmful interference to radio or television reception, which can be determined by turning the equipment off and on, the user is encouraged to try to correct the interference by one or more of the following measures:

- Reorient or relocate the receiving antenna.
- Increase the separation between the equipment and receiver.
- Connect the equipment into an outlet on a circuit different from that to which the receiver is connected.
- Consult the dealer or an experienced radio TV technician for help.

90-DAY LIMITED WARRANTY

(This product warranty is valid in the United States and Canada only)

Radica Games Limited warrants this product for a period of 90 days from the original purchase date under normal use against defective workmanship and materials (batteries excluded). This warranty does not cover damage resulting from accident, unreasonable use, negligence, improper service or other causes not arising out of defects in material or workmanship. Radica Games Limited will not be liable for any costs incurred due to loss of use of this product or other incidental or consequential costs, expenses or damages incurred by the purchaser. Some states do not allow the exclusion or limitation of incidental or consequential damages, so the above limitations may not apply to you. This warranty gives you specific legal rights and you may also have other legal rights, which vary from state to state.

During this 90-day warranty period, the game will either be repaired or replaced (at our option) without charge to the purchaser when returned prepaid with proof of date of purchase to: **Radica USA, Ltd., 13628-A Beta Road, Dallas, Texas 75244, USA.** Please remove the batteries and wrap the unit carefully before shipping. Please include a brief description of the problem along with your return address and mail it postage prepaid.

IMPORTANT: Before returning the unit for repair, test it with fresh alkaline batteries. Even new batteries may be defective or weak and low battery power is a frequent cause of unsatisfactory operation.

Distributed by:
RADICA U.S. Ltd.
 13628-A Beta Road
 Dallas, TX 75244-4510



RADICA: ®
 CUPCAKES IS A TRADEMARK
 OF RADICA GAMES LTD.
 © 2005 RADICA GAMES LTD.
 PRODUCT SHAPE™
 ALL RIGHTS RESERVED