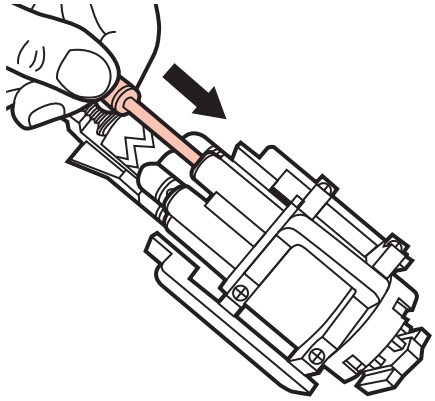


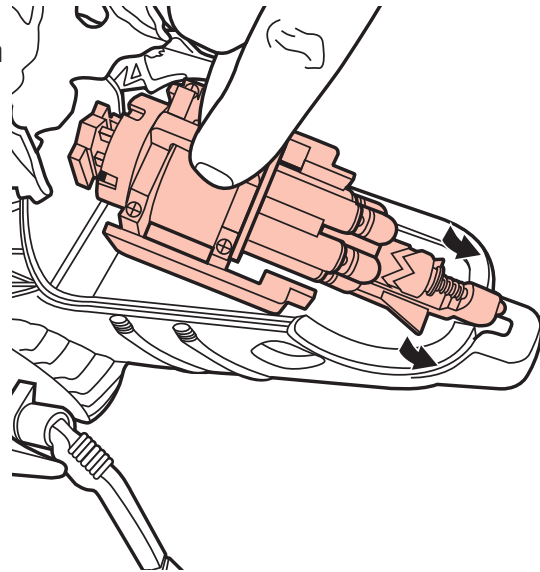
**SPIDER-MAN® Web Copter**

**Assembly Instructions:**

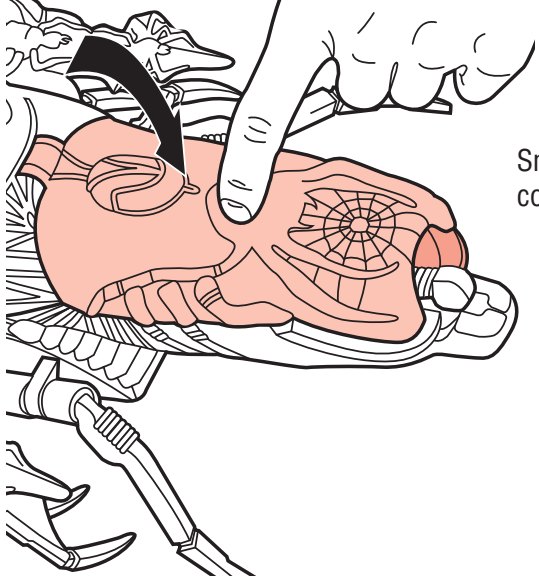
**1** Remove gatling cannon from copter and load 5 missiles.



**2** Lift front end of copter. Wings on gatling gun fit under tabs in copter. Push down to lock.



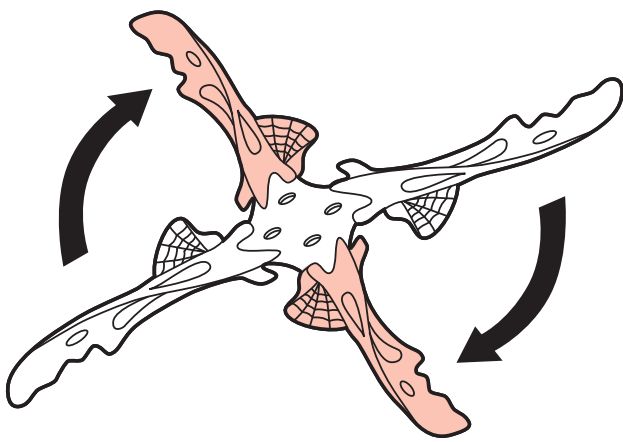
**3**



Snap front end of copter in place.

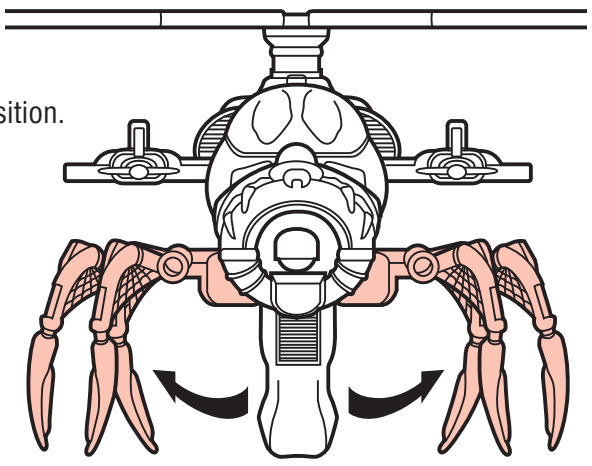
**4**

Pivot bottom blades clockwise until they lock into place.



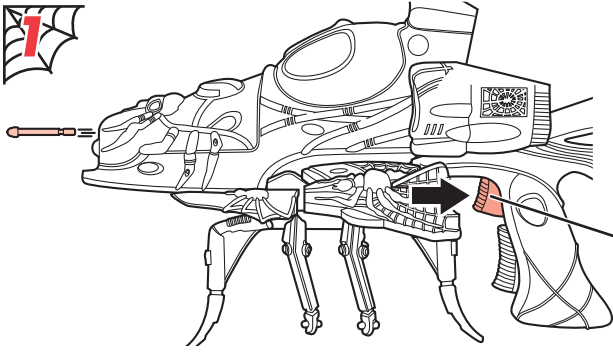
5

Set legs to open position.



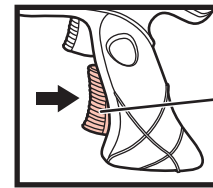
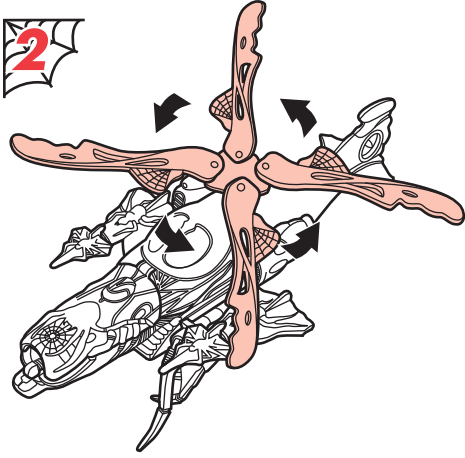
### Web Copter Operation:

1



Pull top trigger on pistol grip to fire gatling cannon.

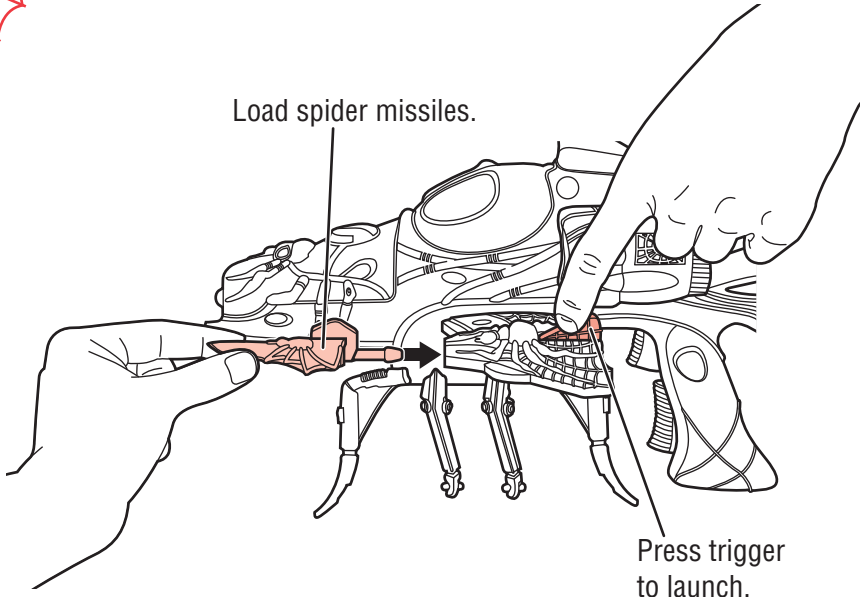
2



Squeeze bottom trigger to rotate copter blades.

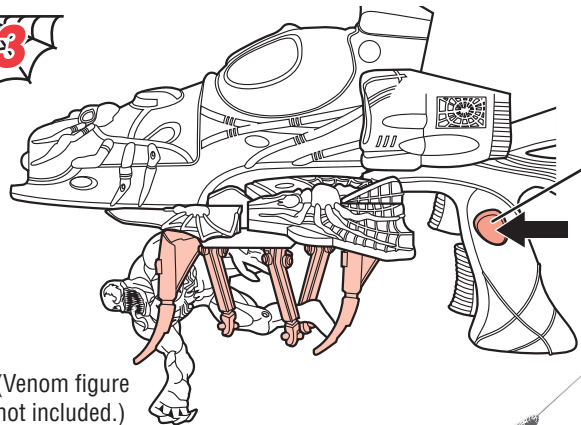
6

Load spider missiles.



Press trigger to launch.

3



Press side trigger to active spider legs.

(Venom figure not included.)

**COLUMBIA PICTURES**  
© 2006 COLUMBIA PICTURES INDUSTRIES, INC. ALL RIGHTS RESERVED.  
**SPIDER MAN**  
MERCHANDISING



**P/N: 666797000**

Spider-Man and all related characters and the distinctive likeness thereof:  
TM & © 2007 Marvel Characters, Inc.  
Spider-Man 3, the Movie: TM & © 2007 Columbia Pictures Industries, Inc. All rights reserved.



Not suitable for children under 3 years because of small parts — choking hazard.

®\* and/or TM\* & © 2007 Hasbro. All Rights Reserved. TM & © denote U.S. Trademarks.