

# NERF®

PLAY YOUR GAME™

AGES 6+  
54060

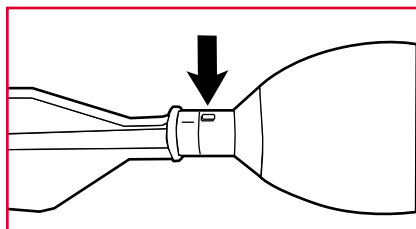
## Vortex® Firestrike®

Thank you for purchasing the NERF VORTEX FIRESTRIKE Football!

Includes 3 x 1.5V "A76"/LR44 batteries. Alkaline batteries recommended. Phillips/cross head screwdriver (not included) needed to replace batteries.

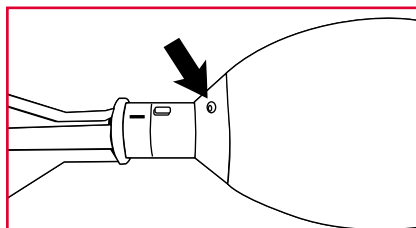
### TO LIGHT UP THE VORTEX FIRESTRIKE FOOTBALL

Push switch on plastic housing between ball and tail once for continuous light. Push twice for strobing light effect. Ball will light up automatically for 30 seconds, then will automatically shut off.



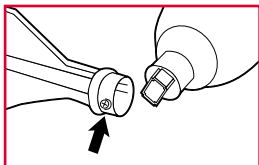
### TO REINFLATE FOOTBALL

Use a standard football needle (not included) to reinflate ball. Maximum pressure: 7 psi.

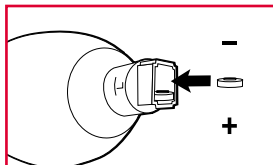


## TO REPLACE BATTERIES

1. Unscrew the retaining screw. Separate the 2 halves of the unit.



2. Remove old batteries and replace with 3 x 1.5V "A76"/LR44 batteries, as illustrated.



### CAUTION:

1. As with all small batteries, the batteries used with this toy should be kept away from small children who still put things in their mouths. If they are swallowed, promptly see a doctor and, in the U.S., have the doctor phone (202) 625-3333 collect, or, in Canada, have the doctor call your provincial Poison Control Centre.
2. Make sure the batteries are inserted correctly and always follow the toy and battery manufacturers' instructions;
3. Do not mix old batteries and new batteries or alkaline, standard (carbon zinc) or rechargeable (nickel-cadmium) batteries.

### IMPORTANT: BATTERY INFORMATION

Please retain this information for future reference.  
Batteries should be replaced by an adult.

### CAUTION:

1. Always follow the instructions carefully. Use only batteries specified and be sure to insert item correctly by matching the + and - polarity markings.
2. Do not mix old batteries and new batteries or standard (carbon-zinc) with alkaline batteries.
3. Remove exhausted or dead batteries from the product.
4. Remove batteries if product is not to be played with for a long time.
5. Do not short circuit the supply terminals.
6. Should this product cause, or be affected by, local electrical interference, move it away from other electrical equipment. Reset (switching off and back on again or removing and re-inserting batteries) if necessary.
7. RECHARGEABLE BATTERIES: Do not mix these with any other types of battery. Always remove from the product before recharging. Recharge batteries under adult supervision. DO NOT RECHARGE OTHER TYPES OF BATTERIES.
8. As with all small items, these batteries should be kept away from children. If swallowed, seek medical attention immediately.



© 2003 Hasbro. All Rights Reserved.  
® denotes Reg. U.S. Pat. & TM Office.  
54060 P/N 626946000

**NERF.COM**  
FOR NEW PRODUCTS AND OFFERS   
Questions? Call: 1-800-327-8264