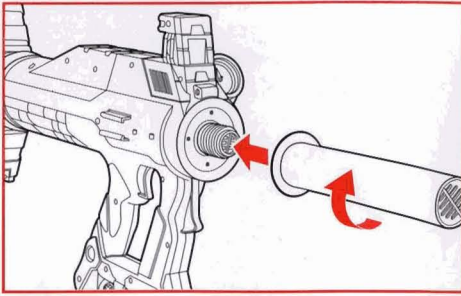
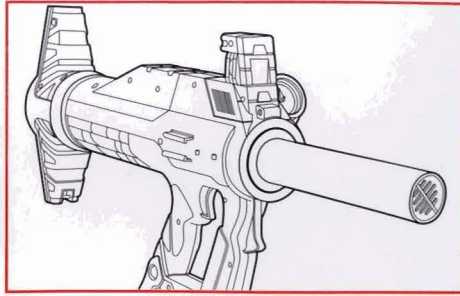


## ASSEMBLY

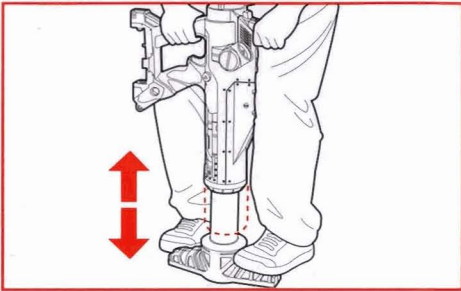


1. Insert the muzzle into the front end of the blaster and twist, as shown, until secure.

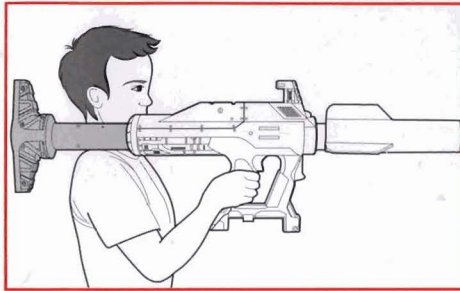


2. Once assembled, you cannot take this piece out.

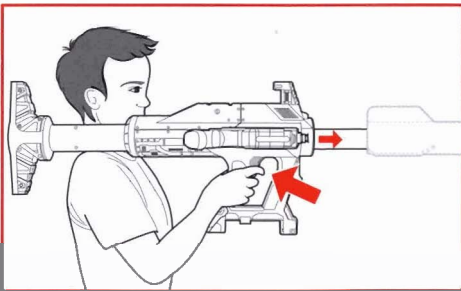
## USING THE BLASTER



1. Place the foam missile onto the front end of the blaster. Place your two feet on the Base, and use the Handles to pump the TITAN blaster approximately 16 times.



2. Extend the Base/Air Pressure Tank portion over your shoulder.



3. Pull the TITAN Trigger fast to let the missile soar!

**NOTE:** To launch the missile out of the BIG BAD TITAN blaster, hold the blaster at a 45° angle or lower, or it will not launch. Never launch the missile at TV, at someone's face, or at a pet.

# NERF

AGES 8+



**N-STRIKE™  
BIG BAD TITAN™**

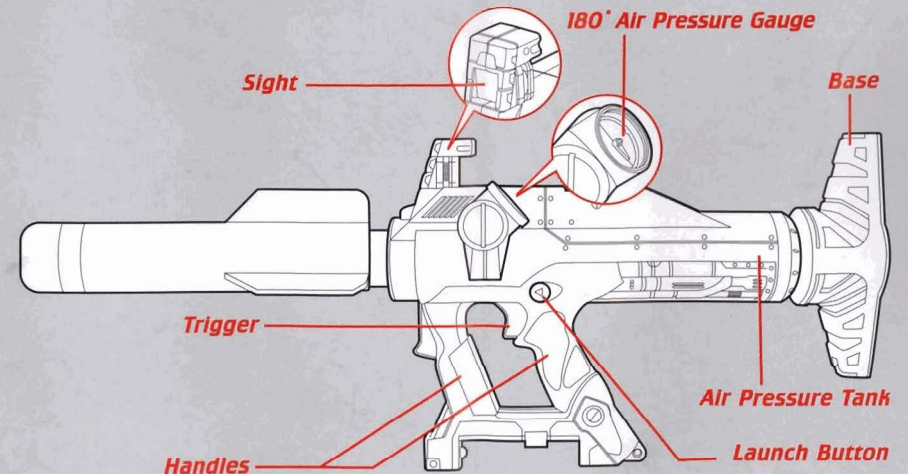
11210

Thank you for purchasing the NERF BIG BAD TITAN™ blaster. Be sure to read and follow all instructions carefully before using this product.

**CAUTION:** Do not aim at eyes or face.

**TO AVOID INJURY:** Use only missile designed for this product. Do not modify missile or missile launcher.

## BIG BAD TITAN™ BLASTER



© 2006 Hasbro. All Rights Reserved.  
TM & © denote U.S. Trademarks.

11210 PN 6571410000

Product and colors may vary.



Questions? Call 1-800-327-8264