

HANGING YOUR FLYPAPER™ TARGETS:

Apply Flypaper to glass, mirrors, and other smooth, flat surfaces. Adult assistance recommended.

1. Test surface before applying; adhesive may remove material from certain surfaces. See test strip.
2. Lay Flypaper flat for 20 minutes before applying.
3. Prior to application, wipe away any dust and debris from surface. Surface must be dry.
4. First, peel excess material off backing. Next, peel Flypaper off backing. Save backing to store Flypaper.
5. Slowly apply Flypaper to surface to avoid air pockets.

Note: For best results, remove and reapply Flypaper every 6 months to help prevent damage to surface. If residue is left on surface, refer to cleaning guidelines provided by surface's manufacturer.



Not suitable for children under 3 years because of small parts — choking hazard.

Iron Man, the Movie © 2008 MVL Film finance LLC. Marvel, Iron Man, all character names and their distinctive likenesses: TM & © 2008 Marvel Entertainment, Inc. and its subsidiaries. All Rights Reserved.

© 2006-2007 Gamer Graffix names, logos and all related indicia are registered trademarks of Gamer Graffix™ Worldwide, LLC. All rights reserved.

®* and/or TM* & © 2007 Hasbro. All Rights Reserved.

TM & ® denote U.S. trademarks.

U.S. Pat. No. 5,529,050; 5699781; 6,000,386; 5,924,413; 5,596,978; 5,592,931; 5,553,598.

P/N: 6742770000

IRON MAN

AGES 6+




CAUTION: Do not aim at eyes or face.

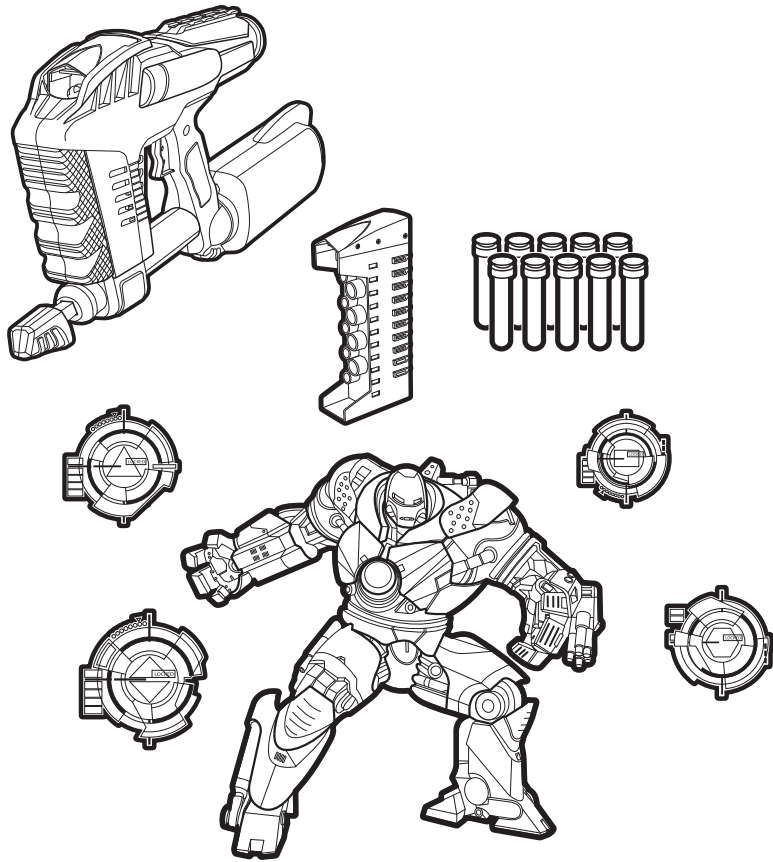
TO AVOID INJURY: Use only darts designed for this product. Do not modify darts or dart blaster.

N.R.F. 425 BLASTER

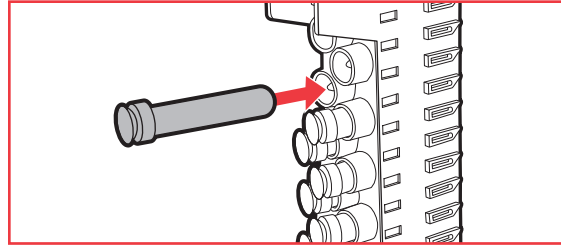
78280/78279 Asst.

Congratulations on purchasing the latest in repulsor technology from Stark Industries and HASBRO®*! Please read and follow all instructions before engaging the enemy.






TO USE YOUR BLASTER:



1. Fill the Dart Magazine with Repulsor Darts and insert into the Blaster.



2. Slide the air-pump out, and, pulling toward you, pump 20 times.
3. Squeeze the Trigger to launch. Refill the Dart Magazine as necessary and pump before launching.

NOTE: A quick squeeze-and-release of the trigger will launch 1-2 Repulsor Darts: keeping the trigger squeezed will deliver rapid-fire action.

Includes: N.R.F. 425 Blaster, 1 Dart Magazine,
10 darts, 5 Fly Paper™ Wall Graphics