

Barney™


PLAYSKOOL®

Ages 2 & Up  
6048

Thank you for purchasing this Playskool® toy!

Includes 3 "AA" batteries.

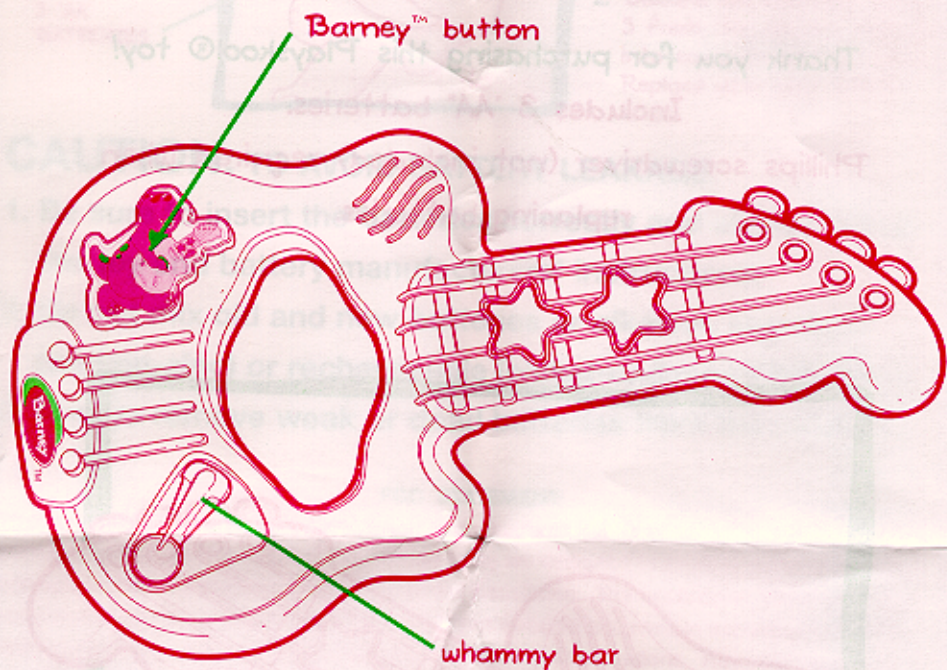
Phillips screwdriver (not included) required when  
replacing batteries.



Song Magic™\* Guitar

## TO PLAY WITH SONG MAGIC™\* GUITAR

1. Press the Barney™ button, then wave your hand in the center of the guitar to make music play!



2. To change songs at any time, press the Barney™ button.
3. Slide the "whammy" bar to make a fun "wah-wah" sound!



### AUTOMATIC SHUT-OFF FEATURE

The toy automatically shuts off after approximately 20 seconds of nonuse.

## Songs included:

I Love You

Music Traditional ("This Old Man")

Lyrics by Lee Bernstein

© 1983 Shimbarah Music (BMI)

The Dino Dance

Music and Lyrics by Joseph K. Phillips

© 2000 Shimbaree Music (ASCAP)

Blue Jay Blues

Music and Lyrics by Joseph K. Phillips

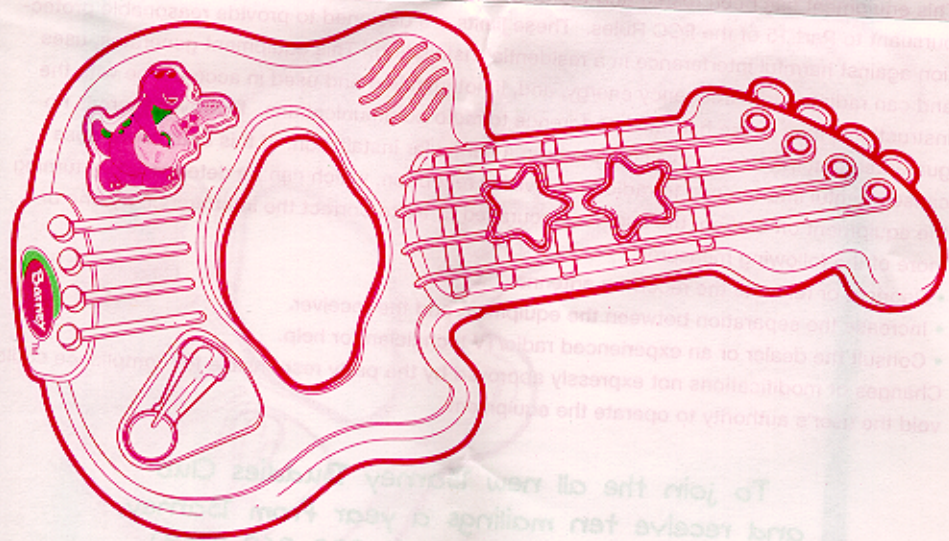
© 2000 Shimbaree Music (ASCAP)

Rock-N-Roll Star

Music and Lyrics by Joseph K. Phillips

© 2000 Shimbaree Music (ASCAP)

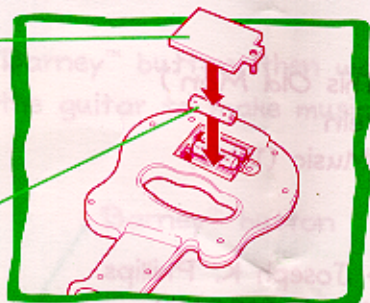
The Wanderer



## TO INSTALL NEW BATTERIES

BATTERY  
COMPARTMENT  
DOOR

3 'AA'  
BATTERIES



1. With Phillips screwdriver, loosen screw in battery compartment door. Remove door (screw remains attached to door).
2. Discard old batteries. Insert 3 fresh 'AA' alkaline batteries into compartment as shown. Replace door and tighten screw.

## CAUTION: TO AVOID BATTERY LEAKAGE

1. Be sure to insert the batteries correctly and always follow the toy and battery manufacturers' instructions;
2. Do not mix old and new batteries or alkaline, standard (carbon-zinc) or rechargeable (nickel-cadmium) batteries;
3. Always remove weak or dead batteries from the product.

### FCC STATEMENT:

This equipment has been tested and found to comply with the limits for a Class B digital device, pursuant to Part 15 of the FCC Rules. These limits are designed to provide reasonable protection against harmful interference in a residential installation. This equipment generates, uses and can radiate radio frequency energy, and, if not installed and used in accordance with the instructions, may cause harmful interference to radio communications. However, there is no guarantee that interference will not occur in a particular installation. If this equipment does cause harmful interference to radio or television reception, which can be determined by turning the equipment off and on, the user is encouraged to try to correct the interference by one or more of the following measures:

- Reorient or relocate the receiving antenna.
- Increase the separation between the equipment and the receiver.
- Consult the dealer or an experienced radio/TV technician for help.

Changes or modifications not expressly approved by the party responsible for compliance could void the user's authority to operate the equipment.

To join the all new Barney Buddies Club  
and receive ten mailings a year from Barney,  
call 1-800-TO-BARNEY (1-800-862-2763)

Product and colors may vary.

© 2000 Lyons Partnership, L.P. All rights reserved. The Barney and BJ name and character and the overlapping dino spots and Barney and star logos are trademarks of Lyons Partnership, L.P. Reg. U.S. Pat. & Tm. Off. The Baby Bop name and character are trademarks of Lyons Partnership, L.P.

\*®, TM & © 2000 Hasbro, Inc. All Rights Reserved.  
US Patent Pending. P/N 4906590000



Questions? Call: 1-800-PLAYSKL