



# POWER ALLEY™

READY, SET, B-DAFIRE!™

AGES 8+  
98061/98045 Asst.

SC-01

Assembly required. No tools needed.

**WARNING:** Do not use B-DAMAN™ launchers or B-DAMAN game boards on tables or other elevated surfaces.

B-DAMAN launchers/game boards are intended to be used on the floor. Do not lean over the game board when B-DAMAN launchers are in play. B-DABALLS™ may bounce up and hit eye or face.

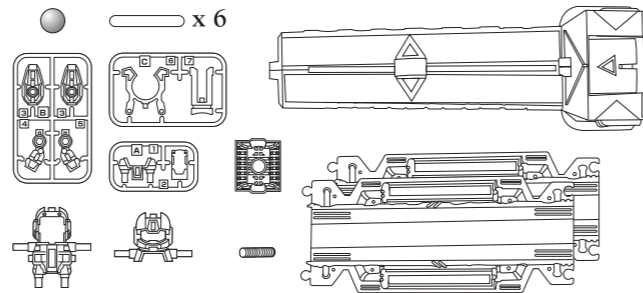
## ASSEMBLY AND GAME INSTRUCTIONS

• Before assembly and playing, please read instructions. Please keep these instructions for future reference.

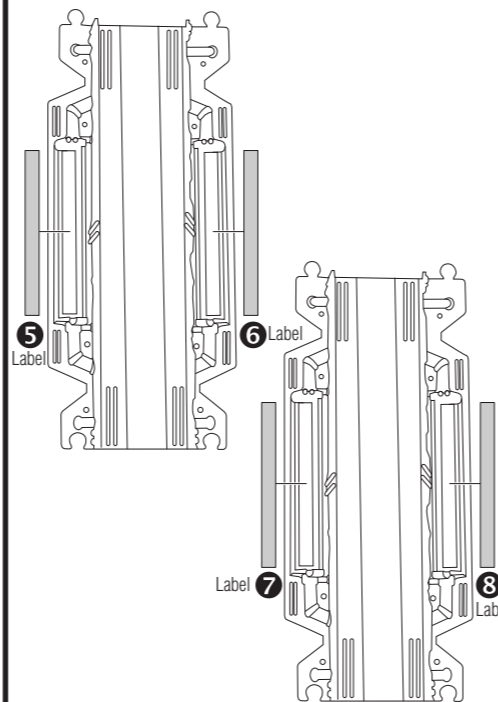
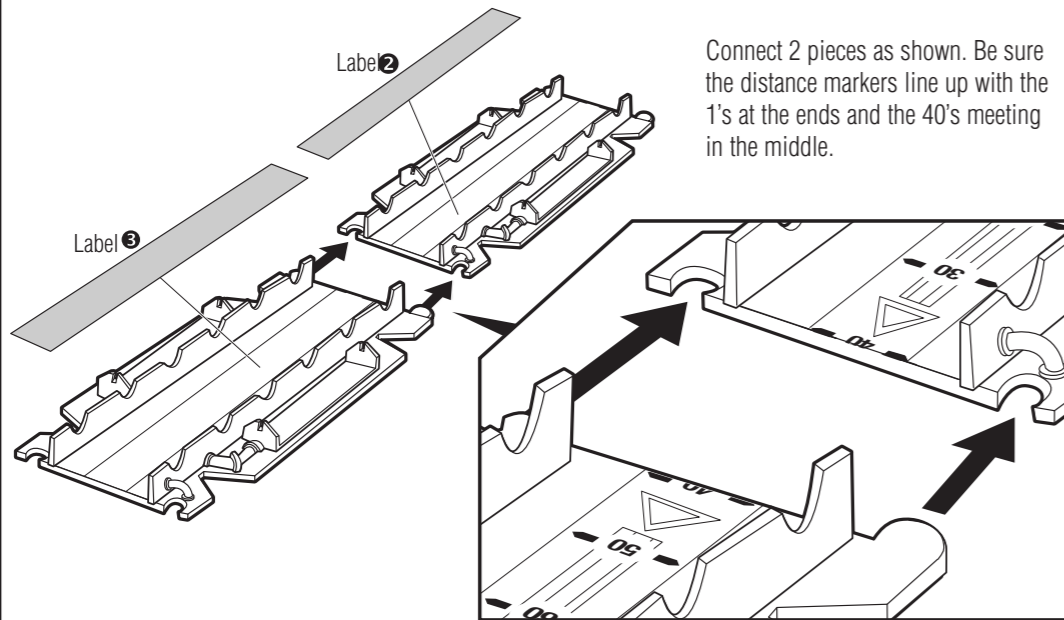
• Discard plastic bags immediately.

### PARTS:

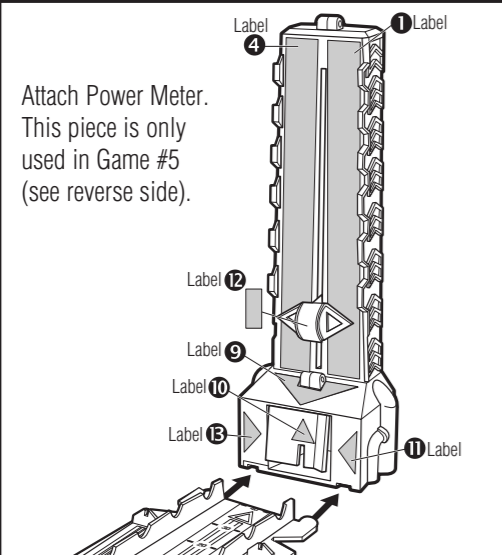
2 POWER ALLEY sections,  
Power Meter, 1 B-DABALL™\*,  
6 Blast Cores, Hammer Sled,  
IBA BLASTER™\* Front,  
IBA BLASTER™\* Back, Runner  
Frame Parts, Decals.



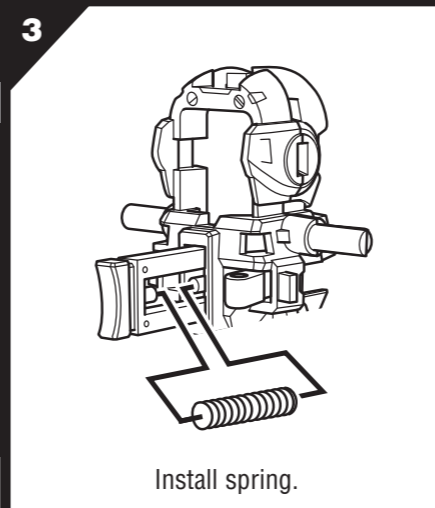
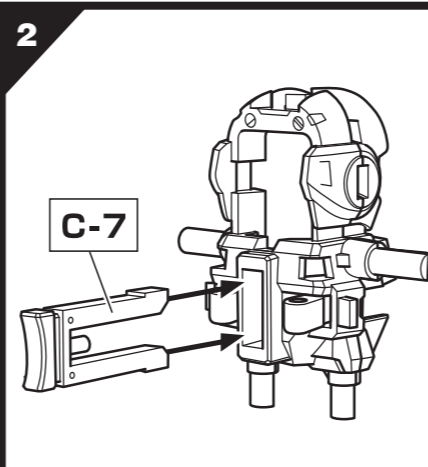
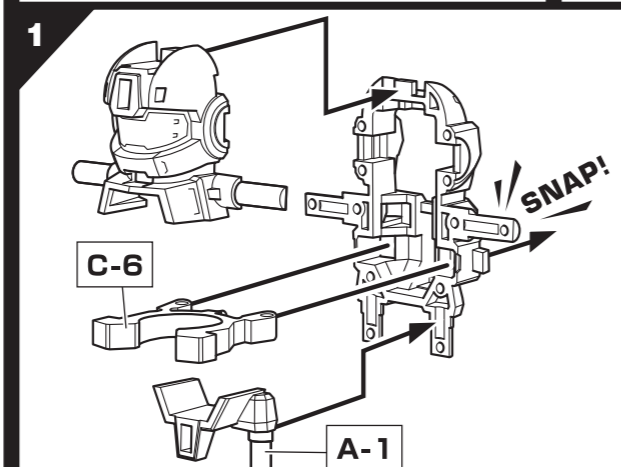
### BUILDING THE POWER ALLEY:




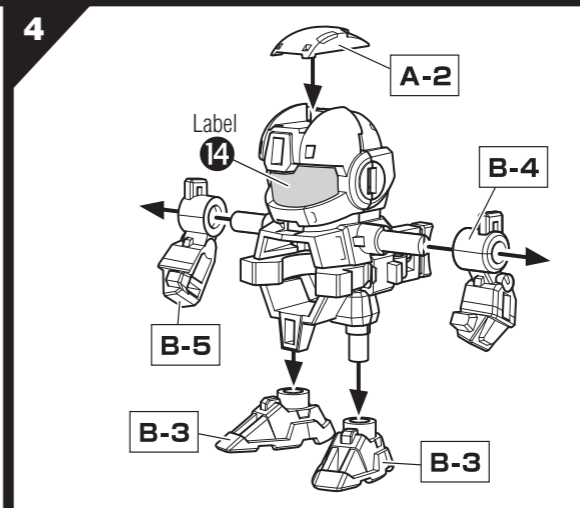
### BUILD IBA BLASTER:



Attach Power Meter. This piece is only used in Game #5 (see reverse side).




Install spring.



IBA BLASTER ready for battle!

### LOADING AND LAUNCHING:



Remember: For officially sanctioned IBA Tournament-style play, you must use Regulation B-DABALLS.

### THE INTERNATIONAL B-DAMAN ASSOCIATION™:



The INTERNATIONAL B-DAMAN ASSOCIATION is the official organization that oversees all Tournament-level activity. We set the standards by which you play, sponsor and officiate at Tournaments, develop Tournament Events, and maintain the integrity of the sport. The IBA believes that our B-DAPLAYERS™\* are the heart and soul of our sport, and we'll do our best to keep the game challenging and fun for everyone – pro and amateur alike.

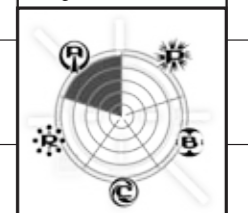
### GAME HINT FROM THE INTERNATIONAL B-DAMAN ASSOCIATION:

So you're Power hungry, eh? Well you've come to the right place! The POWER ALLEY is the perfect practice field for any B-DAPLAYER™\* interested in perfecting their Power shot. Some pros devote their entire careers to customizing their B-DAMAN for the perfect Power shot, and these are the events they use to test their Armor Component combinations.

### THE B-DAMAN™ SKILL MATRIX:

The B-DAMAN Skill Matrix tells you how important each of the five different B-DAMAN skills are for a given event. Check out the B-DAMAN Skill Matrix before starting the event and customize your B-DAMAN to win!

Example: You will need a lot of accuracy for this game.



<b>Accuracy</b>		- It's important to be able to hit a target dead-on in Accuracy events.
<b>Power</b>		- Sometimes it's not enough to hit the target; sometimes you've got to hit it hard.
<b>Balance</b>		- Balance prevents your B-DAMAN from tilting back or to the side at the wrong time while aiming at a target.
<b>Control</b>		- In Control Events, you've got to be able to maintain control of your B-DAMAN while moving it from side-to-side.
<b>Rapid Fire</b>		- In Rapid Fire events, the more B-DABALLS you can launch and the faster you can launch them, the better.



# IBA™ GAME PAGE

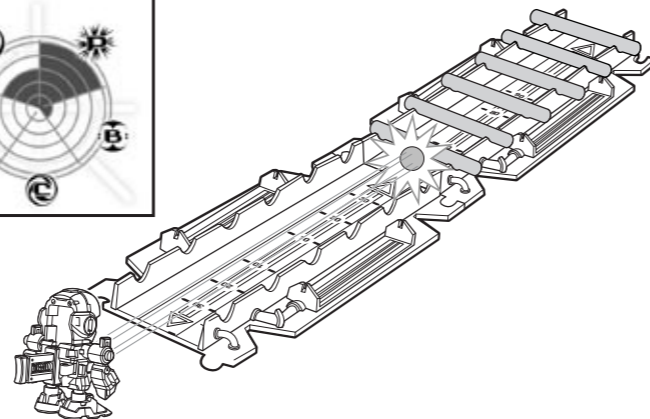
These games can be played as competitive events with 2 or more players, or you can use them as practice events to perfect your Power shooting skills before challenging your friends in B-DAMAN Tournaments. Customize your B-DAMAN between events with different Armor Components to get the most Powerful shot you can! When setting up for an event:

- Check the rules for each event to see how the board should be set up.
- Equip your B-DAMAN with the Armor Components you want and load it.
- Place your B-DAMAN on the floor at your end of the POWER ALLEY™\* as shown in the diagrams below.
- B-DAMAN **must remain** on the floor at the end of the POWER ALLEY for the entire event, even when reloading.

## POWER EVENTS:

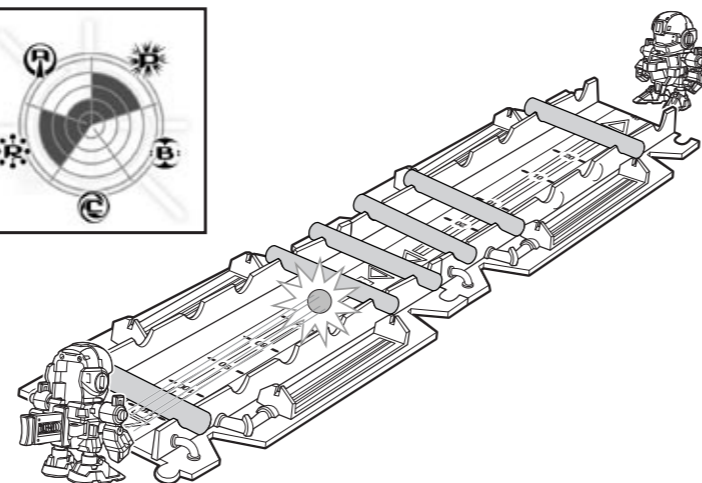
### 1. WALL BREAKER™\*:

- Place all 6 Blast Cores at one end of the board as shown, and the first competitor's B-DAMAN at the other end of the board, with its feet flat on the floor outside the playing surface.
- Each player gets 3 turns to break through as many Blast Cores as they can with 1 shot. Reset the Blast Cores between shots. Don't forget to customize for more power between shots!
- The person to take out the most Blast Cores with 1 shot is the winner!



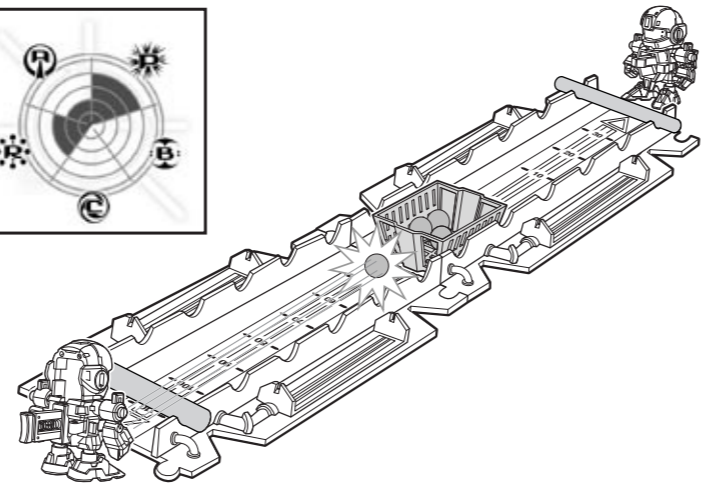
### 2. B-DARUSH™\*:

- The competitors take their place at opposite ends of the POWER ALLEY, with the feet of their B-DAMAN flat on the floor outside the playing surface.
- 4 Blast Cores should be placed at the center of the board.
- 1 Blast Core should be placed in front of each B-DAMAN (see diagram).
- Battle begins with the players saying together "READY, SET, B-DAFIRE!™\*"
- Players get as many shots as they need to break through the Blast Cores at the center of the board and knock out their opponent's Blast Core. First player to take out their opponent's Blast Core wins!
- For more battling excitement, use B-DAMAN launchers equipped with DHB™ armor. Take out your opponent's Blast Core and disable their armor to win!
- Remember to be careful not to take out your own Blast Core in the heat of battle!



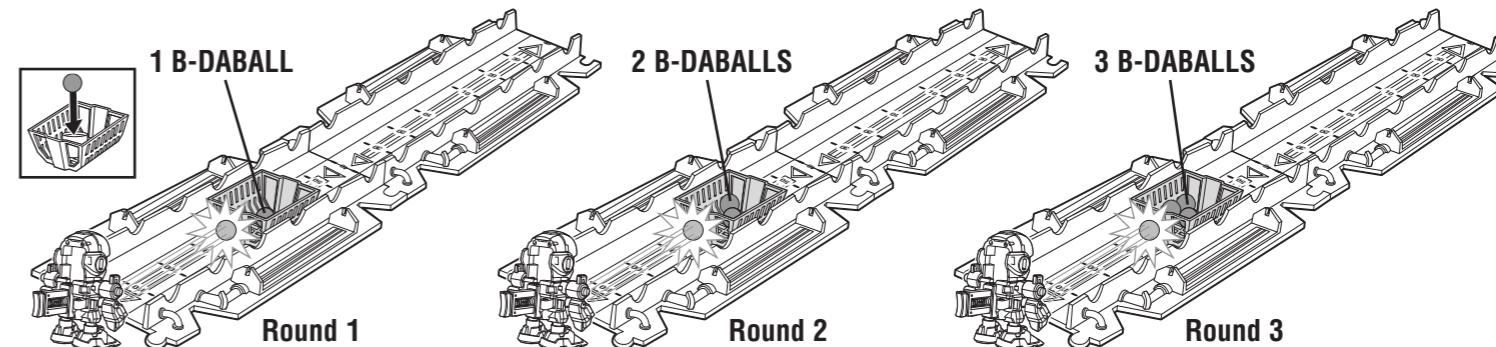
### 3. TRENCH BATTLE™\*:

- The competitors take their place at opposite ends of the POWER ALLEY, with the feet of their B-DAMAN flat on the floor outside the playing surface.
- 1 Blast Core should be placed in front of each B-DAMAN (see diagram).
- Place the Hammer Sled, with 3 B-DABALLS™\* in it (if you have enough B-DABALLS™\*) at the center of the board.
- Battle begins with the players saying together "READY, SET, B-DAFIRE!™\*"
- Each player gets 3 shots to move the Hammer Sled as close to their opponent as possible. You don't need to take turns – try timing your shots to deflect your opponent's or wait until they use all 3 of theirs to start firing.
- Whichever player ends up farthest from the Hammer Sled wins the battle!
- If you manage to push the Hammer Sled far enough with your 3 shots to take out your opponent's Blast Core, you win the battle whether they've used their 3 shots or not.
- Remember to be careful not to take out your own Blast Core in the heat of battle!



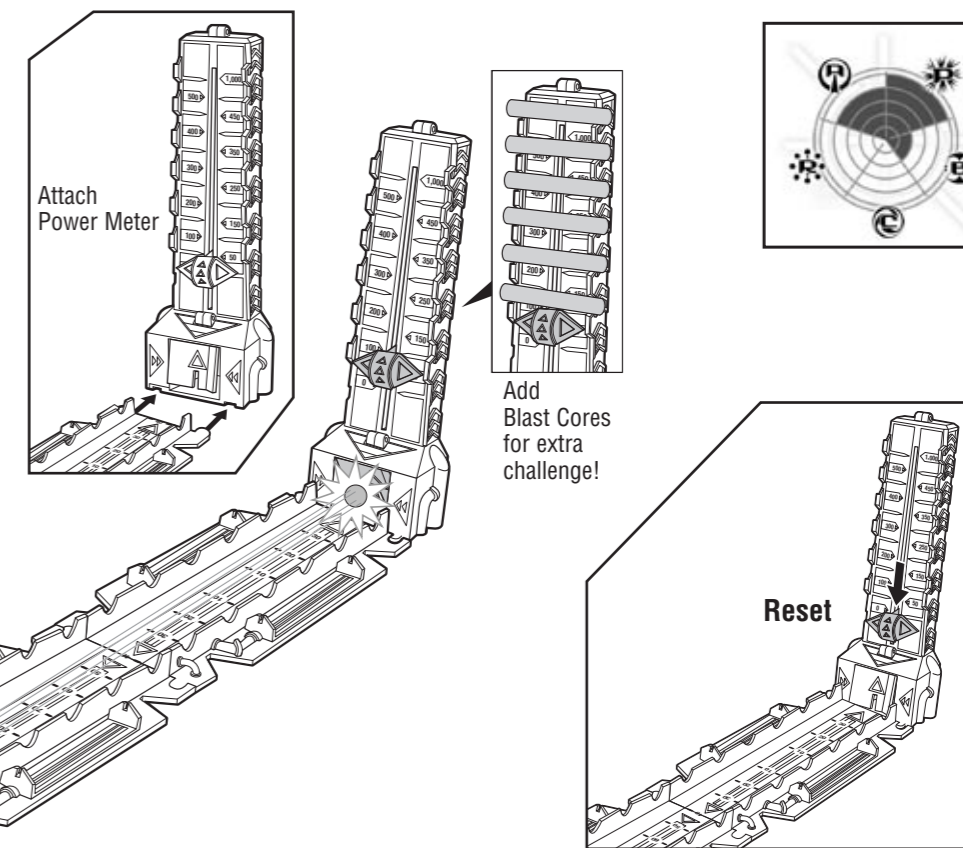
### 4. TRENCH PUSH™\*:

- Place the Hammer Sled 3 notches away from one end of the POWER ALLEY, with 1 B-DABALL™\* in it.
- The first competitor places their B-DAMAN with its feet flat on the floor at the end of the board nearest the Hammer Sled.
- Each player takes three shots to see how far they can push the Hammer Sled. The player to push the Hammer Sled farthest with their 3 shots wins the round (use the distance markers on the side of the POWER ALLEY to measure distance).
- Play 2 more rounds, increasing the weight in the Hammer Sled each time by adding 1 more B-DABALL (so in the second round, there should be 2 B-DABALLS in the Hammer Sled, and in the third round there should be 3 (1 B-DABALL included. Others not included.).
- The Player to win 2 of the 3 rounds wins the Event!




### 5. POWER HAMMER™\*:

- Attach the Power Meter to one end of the POWER ALLEY, and put Blast Cores in the holders on the front of the Power Meter. Perfect your powershot by trying to blast off as many Blast Cores as you can with a single powerful shot!
- Whichever player can get the Power Meter highest with 1 shot wins the round. Try topping out with a single shot! Remember that you've got to hit the Power Meter just right to get the most power out of your shot.
- Rest the power meter by pushing the shuttle down to the bottom in between rounds. Best 2 of 3 rounds wins the Event!
- For different levels of difficulty, try adding or removing sections of the POWER ALLEY to make it shorter or longer.



Once you've mastered your shooting skills and customized your B-DAMAN Blaster, take your game to the next level and challenge your friends to action-packed one-on-one competition with the official INTERNATIONAL B-DAMAN ASSOCIATION B-DAMAN 10 Game Tournament Set!



Product and colors may vary.  
 ©\* and/or ™\* & © 2004 Hasbro. All Rights Reserved.  
 ™ & © denote U.S. Trademarks  
 ©Inuki Eiji/Shogakukan\*TAKARA-d-rights\*TV Tokyo Licensed by d-rights Inc.  
 ™ and ©Disney, ™ & ©ABC Family  
 Manufactured under license from Takara Co., Ltd.  
 MADE IN CHINA.

Visit [battlebdaman.com](http://battlebdaman.com)

to play games, learn how to run a tournament, and post your own game ideas.