



Star Fire Sentry Series 60" Gas Restaurant Range

Item: _____
 Quantity: _____
 Project: _____
 Approval: _____
 Date: _____

Star Fire Sentry Series 60" Gas Restaurant Range

Models:

- S284 S284E ST284 ST284E



Model # ST284

NOTE: Ranges supplied with casters must be installed with an approved restraining device.

Standard Features:

- Flame failure and spark ignition on all concealed burners
- Cast iron tops and ring grates
- Stainless steel exterior
- Ten, 24,000 BTU/7.03 kW (Nat) or 20,000 BTU/5.86 kW (Pro) Starfire burners
- 30,000 BTU/8.79 kW race track even heat oven burner
- Heavy duty "FDO" oven thermostat accurate to $\pm 10^{\circ}\text{F}$ ($\pm 5^{\circ}\text{C}$) temperature range 150°-500° (66°C-260°C)
- Two standard ovens; fully porcelain interior; including top, bottom, sides, back and door liner.
- Nickel plated oven rack (one per oven) on 4-position removable rack guides
- 10" (254mm) high stainless steel back guard with slotted black enameled angled cap
- 6" (152mm) high stainless steel legs - adjustable
- Sentry safety protection on concealed burners only, prefix S
- Sentry safety protection to open burners prefix ST

- Electronic spark ignition, models with suffix E. requires single phase 115v, 60H, 240v, 50Hz electrical connection
- Gas Regulator
- One year limited warranty on parts & labor(USA & Canada only)

Optional Features:

- Convection oven base: for (1) CO base, add suffix RC, CO is on the left side in CO-standard oven combination; for (2) CO bases, add suffix RC2, for E models add before suffix E; ie ST284RCE
- Heavy duty 5/8" (16mm) griddle plates available in the following widths - 12", 24", 36" & 48" standard on RHS, optional on LHS
- Hot tops 3/8" (10mm) thick - standard on LHS, optional on RHS
- Additional oven rack
- Stainless steel two piece back-guard and plate shelf
- 17" (432mm) high stainless steel backguard
- Stainless steel main back
- 6" (152mm) stainless steel legs
- Casters

Specifications:

Gas medium duty range with two full-size ovens, 60" (1524mm) wide, (10) open top burners with extra heavy duty cast iron tops and ring grates. Stainless steel 10" (254mm) high backguard with slotted black enameled cap. Available with optional hot top(s) and/or griddle. Available with convection base oven(s).



NOTE: CE certification applies only to ST models

Garland Commercial Industries, LLC
 185 East South Street
 Freeland, PA 18224
 Phone: (570) 636-1000
 Fax: (570) 636-3903

Garland Commercial Ranges Ltd
 1177 Kamato Road,
 Mississauga, Ontario
 L4W 1X4 CANADA
 Phone: 905-624-0260
 Fax: 905-624-5669

Enodis UK LTD
 Swallowfield Way,
 Hayes, Middlesex
 UB3 1DQ ENGLAND
 Telephone: 081-561-0433
 Fax: 081-848-0041

Enodis

Input Rating Per Burner (Natural Gas)†								Operating Manifold Pressure			
Open*		Hot Top**		Griddle***		Oven		Natural		Propane	
BTU	kW	BTU	kW	BTU	kW	BTU	kW	"WC	mbar	"WC	mbar
24,000	7.03	18,000	5.27	18,000	5.27	30,000	8.79	4.5	11.2	10.0	24.9

Gas input ratings shown for installations up to 2000 ft., (610m), above sea level. Please specify altitudes over 2000 ft.

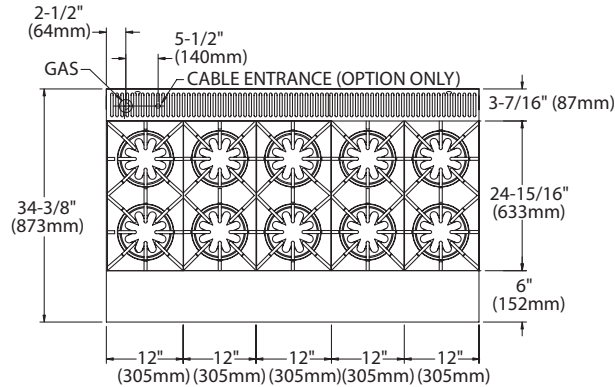
† All propane and natural gas BTU ratings are the same except for open burners (rated at 20,000BTU/5.86kW with Propane) Please specify gas type when ordering.

* Two (2) burners per 12" (305mm) section

** One (1) burner per optional 12" (305mm) section, (replaces 2 open burners); add suffix: -1, -2, or -3, standard on left

***One (1) burner per 12" (305mm) of optional griddle width, (replaces 2 open burners); add suffix: -12G, -24G, -36G, or -48G; standard on right

Exterior Dimensions			Oven Interior Dimensions			Installation Clearances	
Height	Width	Depth	Height	Width	Depth	Sides	Rear
46-3/4" (1145mm)	60" (1524mm)	33" (838mm)	13-1/2" (343mm)	26-1/4" (667mm)	22" (559mm)	6" (152mm)	6" (152mm)

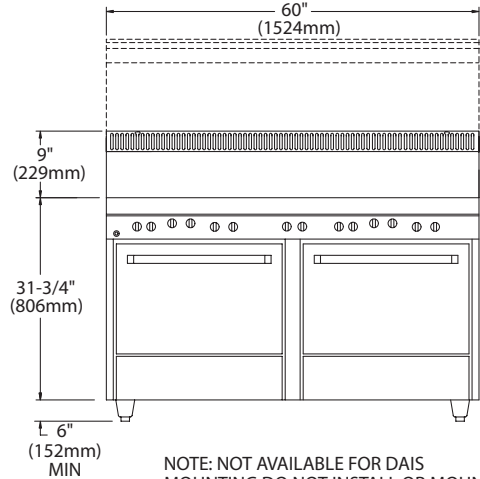


Model	Shipping		Entry Clearances (In/mm)	
	Wt Lbs/Kg	Cu Ft	Crated	Uncrated
S284	710/322	84.5	46/1168	34/864
S284RC	730/331	84.5	46/1168	39/911

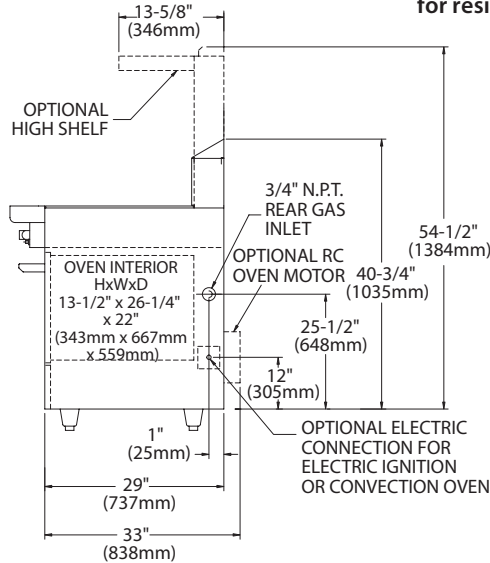
Installation Notes: For RC oven add 5" (127mm) to overall depth. Electric characteristics: 1/3HP, 120VAC, single phase, 3.4 Amps, (6 ft/1829mm power supply cord included)

Suffix "E" models direct connection 120 Volt provided.

This product is not approved for residential use.



NOTE: NOT AVAILABLE FOR DAIS MOUNTING DO NOT INSTALL OR MOUNT ON CURB OR DAIS BASE. INSUFFICIENT COMBUSTION AIR SUPPLY.



Equipment not installed to manufacturer's details or installed by unauthorized persons may void warranty. NOTE: Installation clearance reductions are applicable only where local codes permit.

Form# ST284 (07/07)