

SM514-KR | Slim-Grip™ Universal Phone and Smartphone Holder with Mini Windshield Suction and Dashboard Mount

GN014-SBH
Mini Windshield
Suction Pedestal



82 mm
expandable to
118.5 mm



SM050-2
Slim-Grip™
Universal Phone Holder

Package Contents:

- (1) SM050-2 - Slim-Grip™ Universal phone and smartphone holder
- (1) GN014-SBH - Mini Windshield Suction and Dashboard Mount

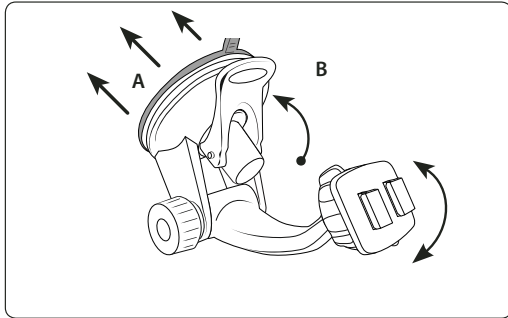
Holder included is Universal, designed to fit nearly ALL non-flip mobile phones regardless of whether a protective case or silicone sleeve is attached to the phone.

- Most smartphones, mobile phones, and cell phones having heights between 80mm and 115mm tall
- Apple iPhone - All models
- RIM BlackBerry - All non-flip models
- HTC Phones - All non-flip models
- Motorola Phones - All non-flip models
- Nokia Mobile Phones - All non-flip models
- Palm - All non-flip models
- LG Mobile Phones - All non-flip models
- Samsung - All non-flip models
- Sony Ericsson - All non-flip models
- Sanyo - All non-flip models
- Pantech - All non-flip models
- Google - All non-flip models

All brand names and product names are trademarks or registered trademarks of their respective owners.

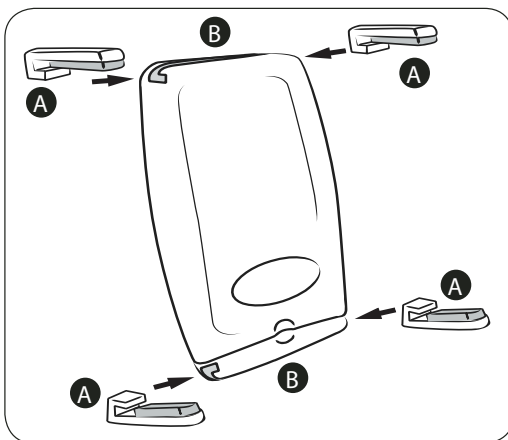
Windshield Mounting

- Step 1. Find a safe location on the interior of the vehicle's windshield to mount the pedestal. Firmly push the suction base (A) against the windshield and flip the base lever down (B) to the locked position. See diagram below.



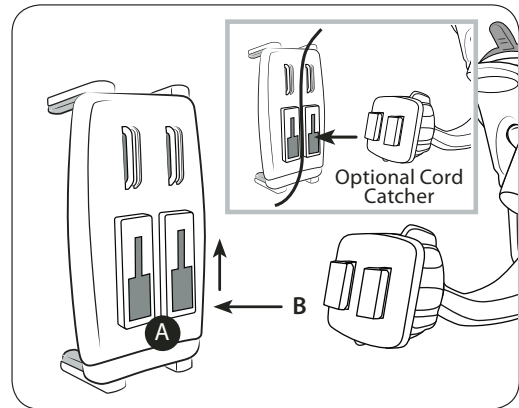
Install the Support Legs to the Holder

- Step 1. Insert the holder support legs (A) by sliding them into the support leg grooves (B) on the top and bottom of the holder.



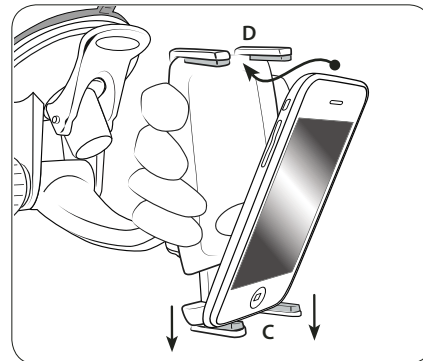
Connecting the Slim-Grip™ Holder to Dual T-Tab Pedestal

- Step 1. Connect the dual T-slots (A) on holder to the dual T-tabs (B) on the pedestal head.



Insert Phone into Holder

- Step 1. Secure holder with your hand for support, as spring-loaded mechanism requires significant force to operate. Hold your phone and insert into universal holder by pushing down on the bottom spring-loaded support legs with moderate amount of pressure (C). Slide the top of the device under the top support legs (D) until it fits snugly in the holder.



Continued on other side...



Safety Precautions

Do not install Arkon products over an air bag cover or within the air bag deployment zone. Arkon Resources, Inc. assumes no responsibility of liability for injury or death as a result of car crashes and/or air bag deployment.

Arkon is not responsible for any damages caused to your car, your device, or yourself due to the installation or use of this pedestal mount.

Consumer Hotline:
USA (800) 841-0884
INT'L (626) 254-9005
Monday - Friday 9 am - 5 pm, PST

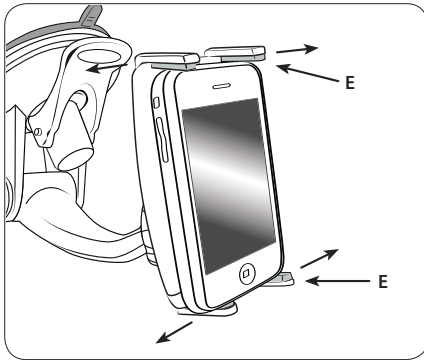
www.arkon.com
Arcadia, CA 91006 USA

(주) 케이앤씨텍

Representative in KOREA
www.knctek.com
TEL : (02) 839-5701
FAX : (02) 830-5703

Designed in USA | Made in China And Taiwan
© Copyright 2010 Arkon Resources, Inc.

Adjusting Holder to Fit Phone



Step 1. If necessary, adjust the support legs (E) on top and bottom by sliding them laterally to avoid any buttons or ports that may be on your phone.



Safety Precautions

Do not install Arkon products over an air bag cover or within the air bag deployment zone. Arkon Resources, Inc. assumes no responsibility of liability for injury or death as a result of car crashes and / or air bag deployment.

Arkon is not responsible for any damages caused to your car, your device, or yourself due to the installation or use of this pedestal mount.

Consumer Hotline:
USA (800) 841-0884
INT'L (626) 254-9005
Monday - Friday 9 am - 5 pm, PST

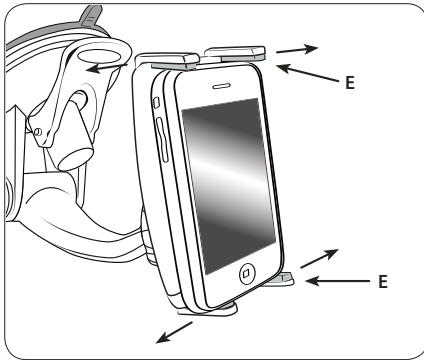
www.arkon.com
Arcadia, CA 91006 USA

(주) 케이앤씨텍

Representative in KOREA
www.knctek.com
TEL : (02) 839-5701
FAX : (02) 830-5703

Designed in USA | Made in China And Taiwan
© Copyright 2010 Arkon Resources, Inc.

Adjusting Holder to Fit Phone



Step 1. If necessary, adjust the support legs (E) on top and bottom by sliding them laterally to avoid any buttons or ports that may be on your phone.



Safety Precautions

Do not install Arkon products over an air bag cover or within the air bag deployment zone. Arkon Resources, Inc. assumes no responsibility of liability for injury or death as a result of car crashes and / or air bag deployment.

Arkon is not responsible for any damages caused to your car, your device, or yourself due to the installation or use of this pedestal mount.

Consumer Hotline:

USA (800) 841-0884

INT'L (626) 254-9005

Monday - Friday 9 am - 5 pm, PST

www.arkon.com

Arcadia, CA 91006 USA

(주) 케이앤씨텍

Representative in KOREA

www.knctek.com

TEL : (02) 839-5701

FAX : (02) 830-5703

Designed in USA | Made in China And Taiwan

© Copyright 2010 Arkon Resources, Inc.