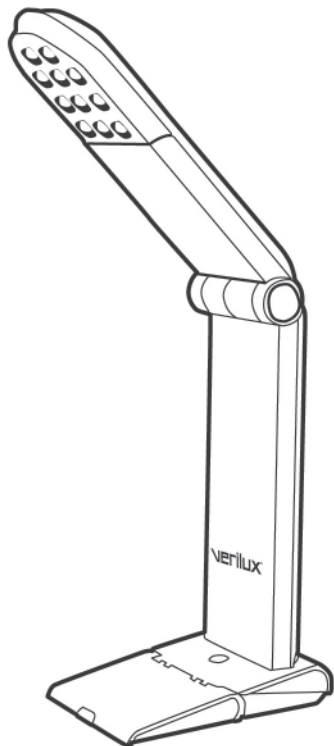


**verilux**<sup>®</sup>  
LIFE IN A BETTER LIGHT<sup>®</sup>



# Travel Lamp

Natural Spectrum<sup>®</sup> Rechargeable Task Lamp

**VP04**



Dear Customer,

Thank you for purchasing the Travel Lamp Natural Spectrum® Rechargeable Task Lamp. You have received an innovative and quality manufactured product, backed by a one-year limited warranty. As a Verilux® customer, your satisfaction means everything to us. We look forward to serving you now and in the future.

Many other healthy lighting products are available through our catalog and online. Visit us on the web at [www.Verilux.com](http://www.Verilux.com) to request a free catalog and learn more about all our quality Verilux® products, or call our toll-free number 1-800-454-4408.

Have a Bright Day!

A handwritten signature in black ink that reads "Nicholas Harmon". The signature is written in a cursive, flowing style.

Nicholas Harmon  
President and CEO

## FEATURES

You'll be amazed at the brightness of this rechargeable and portable reading/task lamp. Perfect for home, office or travel, the Travel Lamp uses 11 super-bright LED bulbs to deliver Natural Spectrum® daylight illumination for reading, computer use or to see details of any important task. Includes AC Adapter/Charger and batteries. Folds for easy storage in RV, boat or luggage.

- 11 powerful LED lamps with exclusive Natural Spectrum® daylight illumination
- Lamp head extends to provide bright light for reading, computer or task work
- Lamp folds flat for storage and transport
- Includes AC Adapter/Charger and batteries
- Lights your projects for more than 4 hours on a single charge
- Perfect for use in your RV, boat or as a bedside lamp
- 1-year limited warranty



**Adjusts from full open to closure for transport**

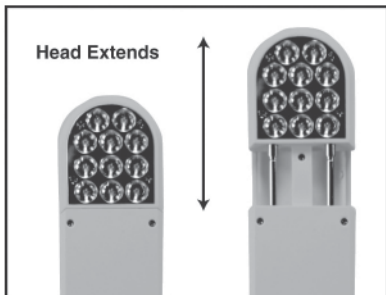
## OPERATION

Before operating for the first time, insert AC adapter (included) into the back of the Travel Lamp and plug into an appropriate electrical outlet. This charges the batteries (included).


Light at base will be red when lamp is charging. When the light turns green, unit is fully charged and can be removed from the electrical outlet.

A dimming of light output indicates that the lamp's batteries need to be recharged. The lamp may be used with the AC Adapter connected, and will not hurt the batteries.

Besides folding open and closed, the Travel Lamp also features an extendable head and folding base for greater stability.



**Base unfolds  
for greater stability.**



## BATTERY REPLACEMENT

*When replacing batteries, please ensure that you use only 3 AA rechargeable batteries.*

Using a Philips head screwdriver, loosen screws fastening battery compartment panel on the inside of the Travel Lamp. Remove battery compartment panel (Fig. 1). Take out any dead batteries and dispose of in a proper manner.

Following the indications on the inside of the battery compartment, insert 3 AA rechargeable batteries into place. Please make sure that the "+" and "-" are facing in the right direction, otherwise the lamp will fail to operate.

Once batteries are inserted, replace battery compartment panel, and tighten the screws with a screw driver.

