

TP-170V

The Crown® TP-170V is a rack-mountable panel with autoformers to provide impedance matching between amplifier outputs and “constant voltage” loudspeakers. This unit allows amplifiers without direct 70V or 100V output capability to drive distributed speaker systems designed to operate at those voltages.

The TP-170V is constructed of sturdy steel, and hinged on one side to allow easy access to the inside connections.

For more details about the Crown TP-170V, contact Crown Customer Service at 800-342-6939 or 574-294-8200. Also, visit the Crown Audio website at www.crownaudio.com.

Specifications

Output connectors: One five-pole terminal strip per channel with touch-proof cover. Accepts up to 10 AWG terminal forks.

Frequency Response: +/- 0.5 dB (20 Hz to 20 kHz).

Insertion (Core) Loss: 0.41 dB max (70VAC at 50 Hz).

Dimensions:

19 in (48.3 cm) wide (including hinge)

7.23 in (18.4 cm) high

1.45 in (3.7 cm) deep.

Weight: 12.75 lbs (5.78 kg).

Installing the TP-170V

CAUTION: Before you begin, make sure your amplifier is disconnected from the power source, with the power switch in the “off” position and all level controls turned completely down (counterclockwise).

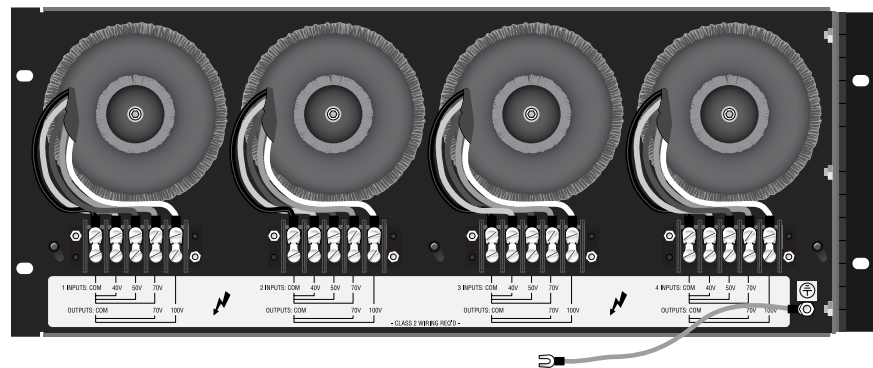

Use a standard 19-inch (48.3-cm) equipment rack (EIA RS-310B) to install the TP-170V.

Connect the Grounding Strap

Connect the TP-170V grounding strap to a rack rail or rack ground, and be sure the rack is grounded to an AC mains safety ground. (Test the AC mains ground to make sure it is reliable). If you are not using a rack, be sure to connect the TP-170V grounding strap to an AC mains safety ground and mount the unit in a metal box for safety. Insulate the TP-170V from the box.

CAUTION: Do not remove the grounding strap or leave it unconnected.

CONSTANT-VOLTAGE TRANSFORMER PANEL



Features

- Four autoformers per panel provide four channels of impedance matching for Constant-Voltage operation
- Provides 100V output in Dual mode when used with CTs 600, CTs 1200, CTs 4200 and CTs 8200 amplifiers
- Allows amplifiers without direct Constant-Voltage capability to be easily integrated into distributed systems
- Convenient hinged rack mounting allows easy access to connections

Choose Output Wire and Connectors

Crown recommends using professionally constructed, high quality, two- or four-conductor, heavy gauge speaker wire and connectors. You may use terminal forks or bare wire for your output connectors. The TP-170V terminal strips accept up to 10 AWG terminal forks which fit over a #8 screw.

CAUTION: Use insulated terminal forks to prevent shorting against the touch-proof cover plate.

To connect TP-170V outputs, first remove the touch-proof cover plate covering the output terminal strip by removing the three screws which hold it in place. To prevent the possibility of short-circuits, wrap or otherwise insulate exposed loudspeaker cable and connectors. Reinstall the cover plate.

Wire Your System

Refer to the chart in Figure 1 to determine the proper transformer tap to use, based on the rated output power of your amplifier and the desired constant-voltage of your system. Then wire the connections as shown in the corresponding wiring diagram in Figs. 2 through 4.

CAUTION: Never use shielded cable for output wiring.



TP-170V

Figure 1. Voltage In / Voltage Out Chart

Amplifier Rated Power (8-Ohms)	INPUT			OUTPUT		Wiring Diagram
	40V	50V	70V	70V	100V	
100W	X			X		Figure 2
150W	X			X		Figure 2
200W	X			X		Figure 2
250W	X			X		Figure 2
300W		X		X		Figure 3
350W		X		X		Figure 3
400W		X		X		Figure 3
450W		X		X		Figure 3
500W		X		X		Figure 3
550W		X		X		Figure 3
600W at 70V	TRANSFORMER INPUT			TRANSFORMER OUTPUT		Wiring Diagram
	40V	50V	70V	70V	100V	
			X		X	Figure 4

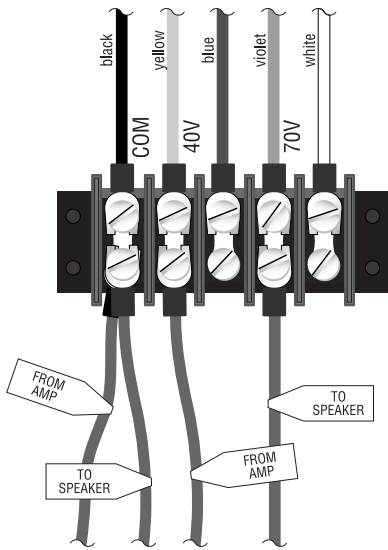


Figure 2. 40V Input, 70V Output

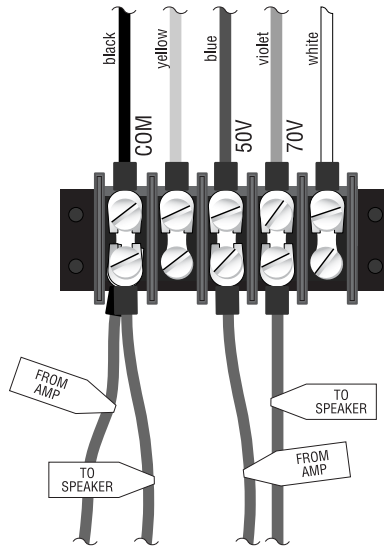


Figure 3. 50V Input, 70V Output

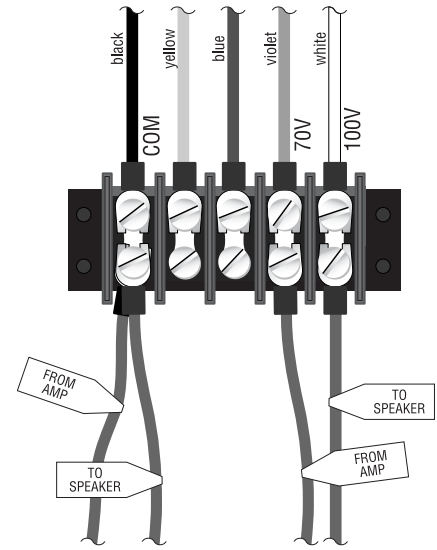


Figure 4. 70V Input, 100V Output

Crown's Three-Year, No-Fault, Fully Transferable Warranty

Crown offers a Three-Year, No-Fault, Fully Transferable Warranty for every new Crown amplifier product—an unsurpassed industry standard. With this unprecedented No-Fault protection, your new Crown amplifier product is warranted to meet or exceed original specifications for the first three years of ownership. During this time, if your unit fails, or does not perform to original specifications, it will be repaired or replaced at our expense. About the only things not covered by this warranty are those losses normally covered by insurance and those caused by intentional abuse. And the coverage is transferable, should you sell your unit.

See your authorized Crown dealer for full warranty disclosure and details. For customers outside of the USA, please contact your authorized Crown distributor for warranty information or call 574-294-8200.



A Harman International Company

Crown International
1718 W. Mishawaka Rd.
Elkhart, IN 46517-9439
TEL: 574-294-8200
FAX: 574-294-8FAX
www.crownaudio.com

Specifications subject to change without prior notice. Latest information available at www.crownaudio.com.

Crown and Crown Audio are registered trademarks of Crown International. Other trademarks are the property of their respective owners. Printed in U.S.A.

© 2005 Crown Audio®, Inc.