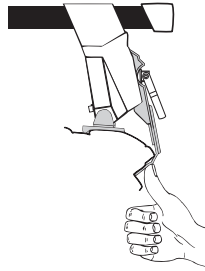

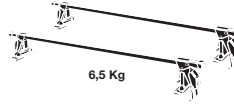



Thule System Kit 167

HONDA Civic 4-dr Sedan, 92-



Press




Front | Rear

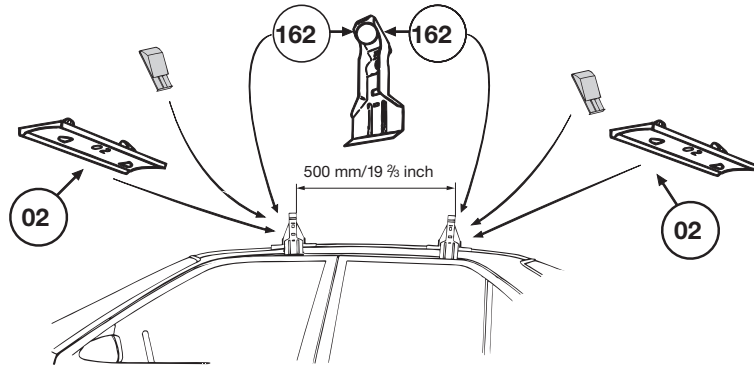
910 mm / 35 ³ / ₄ inch	915 mm / 36 ¹ / ₈ inch
--	--



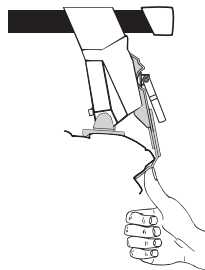
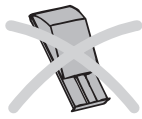
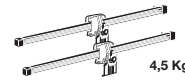
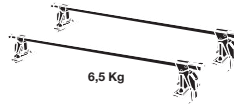
500 mm / 19 ²/₃ inch



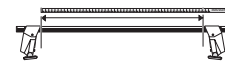
IMPORTANT! As the distance between the load bars is short, ski boxes and surfboards should not be fitted. We recommend use of **THULE SRA 377,477,877**. This will give you the right distance between the load bars and enable you to choose from the whole range of Thule accessories.



HONDA Accord 4-dr Sedan, 93- ROVER 600 4-dr 94-



Press



Front | Rear

938 mm / 36 ⁷ / ₈ inch	922 mm / 36 ³ / ₈ inch
--	--



590 mm / 23 ¹/₄ inch



IMPORTANT! As the distance between the load bars is short, ski boxes and surfboards should not be fitted. We recommend use of **THULE SRA 377,477,877**. This will give you the right distance between the load bars and enable you to choose from the whole range of Thule accessories.

