

# EASTMAN Color Internegative II Film 5272™ / 7272™



## DESCRIPTION

EASTMAN Color Internegative II Film 5272 (35 mm) and 7272 (16 mm) is a medium-speed film with excellent image-structure characteristics and color-correction masking. It is intended for making 35 mm or 16 mm internegatives from reversal color originals on EASTMAN EKTACHROME Film 7240™. This film is balanced for printing with tungsten illumination with suitable filters in the light path. The internegatives can then be printed onto KODAK Color Print Film and EASTMAN EXR Color Print Film.

## BASE

This film has a clear acetate safety base with rem-jet backing.

## DARKROOM RECOMMENDATIONS

Do not use a safelight. Handle unprocessed film in total darkness.

## STORAGE

Store *unexposed film* at 13°C (55°F) or below. Process *exposed film* promptly. Store *processed film* at 21°C (70°F) or lower at a relative humidity of 40 to 50 percent for short-term commercial storage; for long-term storage, store it at 2 to 10°C (35 to 50°F) at 15- to 30-percent humidity. For more information on long-term storage, see KODAK Publication H-23, *The Book of Film Care*.

## RECIPROCITY CHARACTERISTICS

You do not need to make any exposure or filter adjustments for exposure times from 1/1000 to 1/10 second. For exposure time of either 1 or 5 seconds, increase exposure by ½ stop and use a KODAK Color Compensating Filter 10Y.

## PROCESSING

Most commercial motion-picture laboratories provide a processing service for this film. Pre-packaged kits are also available for preparing the processing solutions. For more information on the EASTMAN ECN-2 Kit Chemicals, check Kodak's *Professional Motion Imaging Price Catalog* or see a Kodak sales representative in your country. See KODAK Publication No. H-24, *Manual for Processing KODAK Motion Picture Films, Process ECN-2 Specifications*, Module 7, for more information on the solution formulas and the procedures for continuous machine processing this film.

## IDENTIFICATION

After processing, the product code numbers 5272 and 7272; emulsion and roll number identification; EASTMAN KEYCODE Numbers; and a film identification code (S) are visible along the length of the film.

## LABORATORY AIM DENSITY (LAD) CONTROL METHOD

To maintain optimum quality and consistency in the final prints, the laboratory must carefully control the color timing, printing, and duplicating procedures. Laboratory Aim Density (LAD) Control Film provides a simple, effective, and easily implemented control method for the production of master positives and duplicate negatives from negative originals.

All film in the printing original should be color timed relative to LAD Control Film supplied by Eastman Kodak Company. The reversal LAD control film specified may be made on EASTMAN EKTACHROME Film 7240 flashed and processed to Status M densities of Red 1.10, Green 1.10, and Blue 1.10. The LAD Control Film is printed at the center of the printer range, usually TAPE 25-25-25. Printer setup (speed, bulb voltage, TRIM, filtration, etc.) is determined by printing the large gray patch in the LAD Control Film to the specified Laboratory Aim Density values on the duplicating film, chosen to be at the center of the usable straight-line portion of the duplicating film's characteristic curves. The Status M Laboratory Aim Density values for EASTMAN Color Internegative II Film are as follows:

Red	Green	Blue	Tolerance
0.90	1.30	1.70	± 0.12 density

For making prints, the processed internegative may then be timed relative to a negative LAD Control Film using densitometry or an electronic color analyzer. On-aim internegatives and duplicate negatives will normally time near TAPE 29-29-29 compared to the negative LAD Control Film printed at TAPE 25-25-25. The LAD on the print film is a neutral gray of 1.0 visual density. The LAD Control Method\* assumes that the film and process sensitometry are within specification.

## PRINTING CONDITIONS

In all printer setups for printing EASTMAN Color Internegative II Film 5272 / 7272, include a heat absorbing (infrared) filter such as a KODAK Heat Absorbing Glass, No. 2043, and a KODAK WRATTEN Gelatin Filter No. 2B to absorb ultraviolet (UV) light. For high light output with very long bulb life, operate the printer bulb at approximately 80 percent of rated voltage. Use a well-regulated constant-current dc power supply.

Print the LAD Control Film at the center of the printer balance range, usually TAPE 25-25-25 on an additive printer. Print other scenes in the original as determined by color timing relative to the reversal LAD Control Film. Choose the printer speed and filtration to normalize the additive TRIM settings near the center of their range to allow for slight variations in film and printer.

On subtractive printers, choose the filter pack and light control for both the removal and addition of filters for color correction. You can use EASTMAN Lamphouse Modification Filters in subtractive printers to more closely balance the spectral characteristics of subtractive lamphouses with additive lamphouses so that prints made on a subtractive printer more closely match those made on additive printers. On optical printers, set the lens aperture considering sharpness, depth of focus, and light transmittance characteristics. Use ground glass or other diffusers to improve uniformity of illumination. Clean and align optics for optimum light output and uniformity.

## IMAGE STRUCTURE

The modulation-transfer curve, rms granularity, and resolving-power data were generated from samples of EASTMAN Color Negative II Film exposed with tungsten light and processed as recommended in Process ECN-2 chemicals. For more information on image-structure characteristics, see KODAK Publication No. H-1, *KODAK Professional Motion Picture Films*.

### Diffuse RMS Granularity\* Less than 5

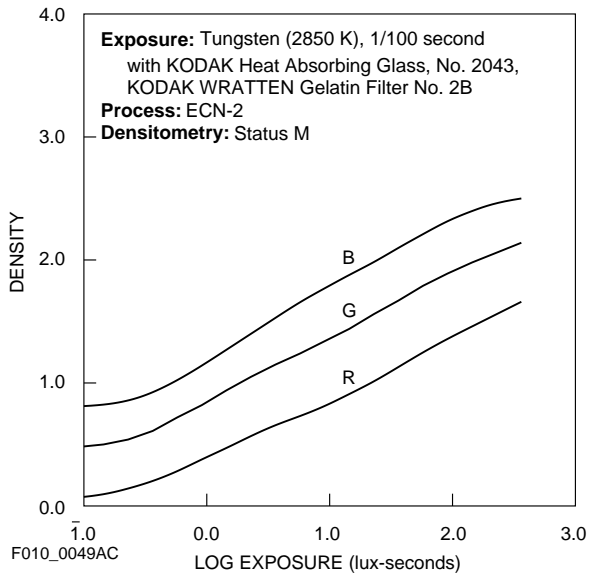
Resolving Power†	TOC 1.6:1	80 lines/mm
	TOC 1000:1	160 lines/mm

\* Read at a net diffuse visual density of 1.0, using a 48-micrometre aperture.

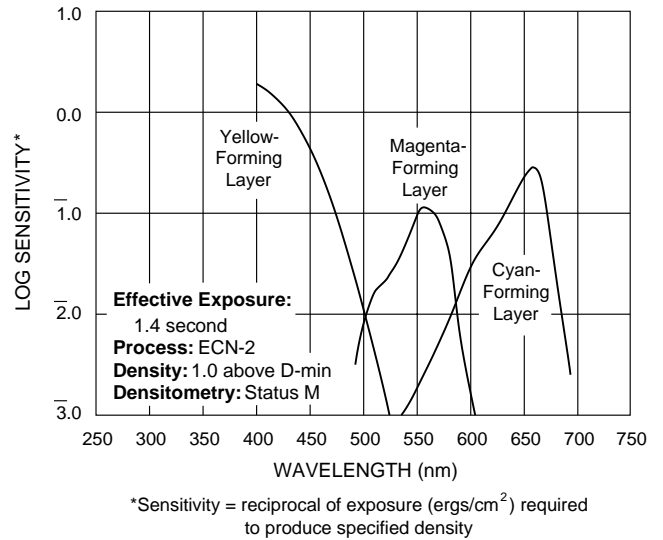
† Determined according to a method similar to the one described in ISO 6328-1982, *Photography—Photographic Materials—Determination of ISO Resolving Power*.

\* The LAD control method is described in the paper "A Simplified Motion-Picture Laboratory Control Method for Improved Color Duplication," by John P. Pytlak and Alfred W. Fleischer in the October 1976 SMPTE Journal. Also refer to KODAK Publication No. H-61, LAD—*Laboratory Aim Density*.

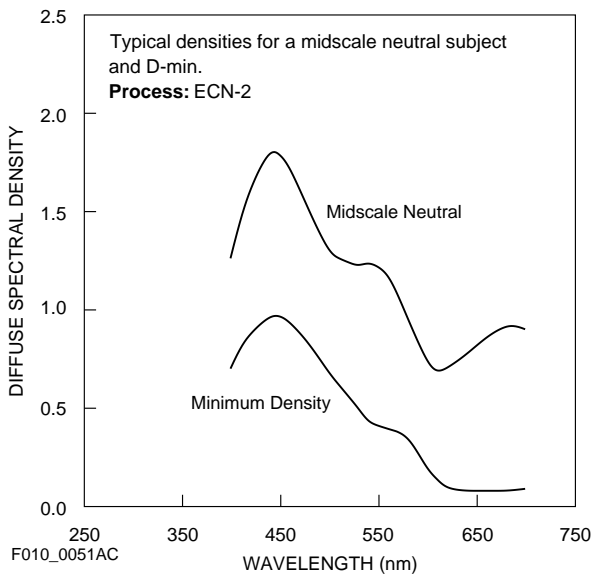
### Characteristic Curves



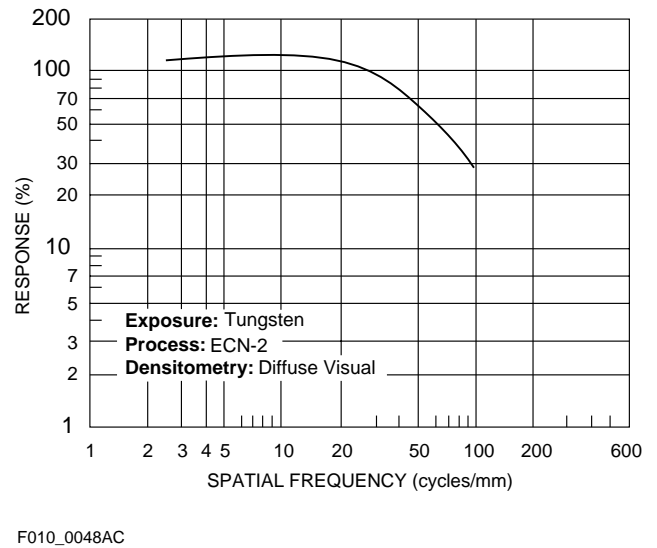
### Spectral-Sensitivity Curves



### Spectral-Dye-Density Curves



### Modulation-Transfer Curves



**Note:** While the data presented are typical of production coatings, they do not represent standards which must be met by Kodak. Varying storage, exposure, and processing conditions will affect results. The company reserves the right to change and improve product characteristics at any time.

These photographic modulation-transfer values were determined by using a method similar to the one described in ANSI Standard PH2.39-1977(R1990). The film was exposed with the specified illuminant to spatially varying sinusoidal test patterns having an aerial image modulation of a nominal 60 percent at the image plane, with processing as indicated. In most cases, the photographic modulation-transfer values are influenced by development-adjacency effects and are not equivalent to the true optical modulation-transfer curve of the emulsion layer in the particular photographic product.

# EASTMAN Color Internegative II Film 5272™ / 7272™

---

## AVAILABLE ROLL LENGTHS

For information on film roll lengths, check Kodak's *Professional Motion Imaging Price Catalog* or see a Kodak sales representative in your country.

## KODAK LOCATIONS

FOR DIRECT ORDERING IN THE UNITED STATES:

**1-800-621-FILM**

### ATLANTA, GEORGIA

4 Concourse Parkway  
Suite 300  
Atlanta, Georgia 30328-5379  
Information: 800-800-8398

### CHICAGO, ILLINOIS

815 West Van Buren, Suite 320  
Chicago, Illinois 60607  
Information: 312-492-1423

### DALLAS, TEXAS

11337 Indian Trail  
Dallas, Texas 75229  
Information: 972-481-1150 or 312-492-1423

### HOLLYWOOD, CALIFORNIA

6700 Santa Monica Boulevard  
P. O. Box 38939  
Hollywood, California 90038-1203  
Information: 323-464-6131

### NEW YORK, NEW YORK

360 West 31st Street  
New York, New York 10001-2727  
Information: 212-631-3450

FOR DIRECT ORDERING IN CANADA:

**1-800-465-6325**

### MONTREAL, CANADA

Kodak Canada Inc.  
4 Place du Commerce  
Ile des Soeurs  
Verdun, Quebec, H3E 1J4, Canada  
Information: 514-761-3481

### TORONTO, CANADA

Kodak Canada Inc.  
3500 Eglinton Avenue West  
Toronto, Ontario, M6M 1V3, Canada  
Information: 416-766-8233

### VANCOUVER, CANADA

Kodak Canada Inc.  
4185 Still Creek Drive  
Burnaby, British Columbia, V5C 6G9, Canada  
Information: 604-320-1777

### KODAK On Line At:

<http://www.kodak.com/go/motion>



**Professional  
Motion Imaging**