

**TRAVEL
TRANSLATOR
F4**

ENGLISH • FRANÇAIS
ITALIANO • ESPAÑOL

**User's Guide • Mode d'emploi
Guida dell'utente • Manual del usuario**

License Agreement

READ THIS LICENSE AGREEMENT BEFORE USING THE PRODUCT. YOUR USE OF THE PRODUCT DEEMS THAT YOU ACCEPT THE TERMS OF THIS LICENSE. IF YOU DO NOT AGREE WITH THESE TERMS, YOU MAY RETURN THIS PACKAGE WITH PURCHASE RECEIPT TO THE DEALER FROM WHICH YOU PURCHASED THE PRODUCT AND YOUR PURCHASE PRICE WILL BE REFUNDED. PRODUCT means the software product and documentation found in this package and FRANKLIN means Franklin Electronic Publishers, Inc.

LIMITED USE LICENSE

All rights in the PRODUCT remain the property of FRANKLIN. Through your purchase, FRANKLIN grants you a personal and nonexclusive licensed to use this PRODUCT. You may not make any copies of the PRODUCT or of the data stored therein, whether in electronic or print format. Such copying would be in violation of applicable copyright laws. Further, you may not modify, adapt, disassemble, decompile, translate, create derivative works of, or in any way reverse engineer the PRODUCT. You may not export or reexport, directly or indirectly, the PRODUCT without compliance with appropriate governmental regulations. The PRODUCT contains Franklin's confidential and proprietary information which you agree to take adequate steps to protect from unauthorized disclosure or use. This license is effective until terminated. This license terminates immediately without notice from FRANKLIN if you fail to comply with any provision of this license.

Key Guide

Language Keys

ENG	English (see below).
FRA	French (see below).
ITA	Italian (see below).
ESP	Spanish (see below).

- At a source language screen, sets the source language.
- Translates a word or phrase into the language of the key.
- Selects the message language as the language of the key.

Function Keys

BACK	Erases a typed character or goes back to the previous screen.
CALC	Selects the calculator.
CLEAR	Clears your entry and returns to the source language screen. In the calculator, clears all operations.
ENTER	Toggles between the source language and the most recent target language, selects a menu item, or calculates math functions.
MENU	Displays the main menu.
ON/OFF	Turns the translator on and off.
PHRS	Displays the phrases menu.

Key Guide

Calculator Keys

- A**(+), **S**(-), Adds, subtracts, multiplies, or divides numbers.
D(x), **F**(÷)
Q-**P** Types numbers.
V (%) Calculates percentages.
X (+/-) Changes the sign (+/-) of a number.
Z (CONV) Displays conversion menu.
⇩ (.) Types a decimal point.

Direction Keys

- ⇒ Scrolls right or types a space.
⇐ Scrolls left or deletes typed letters.
⇑ Scrolls up or accents typed letters.
⇓ Scrolls down or accents typed letters.

✓ Viewing the Demonstration

To see a demonstration of this translator, press **MENU**, press ⇩ until *Demo* appears, and then press **ENTER**. To stop the demonstration at any time press **CLEAR**.

✓ Auto-Shutoff

If you forget to turn this translator off, it will shut off in two minutes. When you turn on your translator again, operation resumes with your current settings.

Getting Started

To Set the Message Language

The first time you use this translator, you must set the message language. The message language is the language of screen instructions and menu items.

1. Press **ON/OFF**.
2. Press one of the language keys (**ENG**, **FRA**, **ESP**, or **ITA**) to select the message language.

To Change the Message Language

1. Press **MENU**.
2. Press **↓** to scroll to *Message Language*, and then press **ENTER** to select it.
3. Press a language key to change the message language.

✓ About Screen Illustrations

Some screen illustrations in this User's Guide may differ from what you see on the screen. The examples in the English section of this User's Guide use English as the message language.

✓ Changing Screen Contrast

To adjust the screen contrast, press **CLEAR** to go to a source language screen and then press **↓** or **↑** repeatedly to change the contrast.

Translating Words

You can use this translator to translate a word from a source language into a target language. You can change the source language at a source language screen by pressing the desired language key.

1. Press **CLEAR**.
2. To change the source language, press a language key.
3. Type up to two words.

cat_

To type a space, press ⇨.

To erase a letter, press **BACK** or ⇧.

4. Press a language key to select a target language.

Or press **ENTER** to translate the word into the most recently selected target language.

5. If needed, use ⇩ or ⇩ to select a desired form or phrase and press **ENTER**.

To see a word or phrase that does not fit on the screen, press ⇨ repeatedly.



6. Press **ENTER** to toggle between the source language and the target language.

Or press **BACK** to go back to the previous screen.

Translating Words

7. To translate the word into another target language, press one of the language keys.
8. Press when finished.

✓ Correcting Misspellings



If you misspell a word in any language, or if you enter a word that is not contained in this translator, a list of corrections appears. Use  or  to scroll to a correctly spelled word and press .

✓ Follow the Arrows

The flashing arrows on the right of the screen show which arrow keys you can press to move around the screen.

✓ Typing Special Characters

You can type accent marks, diacritical marks, non-English letters, and capital letters, but they are not needed to find matches.

Special characters can be typed by first typing the desired letter and then repeatedly pressing  or  until the desired character is displayed.

You also cannot type any punctuation marks. Simply type the word without punctuation marks.

Translating Phrases

NOTE: The phrases in this product will be listed in the current source language.

1. Press **PHRS**.
2. Use **↓** or **↑** to scroll to a category.
3. Press **ENTER**.
4. Type a phrase or use **↓** or **↑** to scroll to it.

Call me at... ↓

To see a phrase that does not fit on the screen, press **↔** repeatedly.

5. Press a language key to translate the phrase.
To see another translation, press another language key.
6. Press **CLEAR** when finished.

Finding Telephone Numbers

You can find telephone numbers for airlines and airports around the world.

1. Press .
2. Press repeatedly until *Telephone Number* appears.
3. Press .
4. Use or until *Airline* or *Airport* appears and press .
5. Start typing the airline or airport name or press or repeatedly until it appears on the screen.

You can also type the abbreviation for the airline or airport.

6. Press .
7. If you selected an airline in Step 4 above, type the name of the city or country or press or to scroll to it.

If needed, press to view the country telephone code in parentheses.

8. Press to view the phone number.
9. Press when finished.

Calculator and Conversions

To Use the Calculator

1. Press **CALC**.
2. Use the numbered keys to type a number.
To type a decimal point press \downarrow . NOTE: in this product, a (•) is used as a decimal indicator.
To erase a single digit, press **BACK**.
To clear the number, press **CLEAR**.
3. Press **A** (+), **S** (-), **D** (x), or **F** (\div) to add, subtract, multiply, or divide.
4. Type another number.
5. Press **ENTER** (=) to calculate the equation.
Or press **V** (%) to calculate the percentage.
6. To clear the calculation, press **CLEAR**.

To Use Conversions

1. If not already at the calculator press **CALC** and then press **Z** (CONV).
Or press **MENU**, press \downarrow until *Conversions* appears, and then press **ENTER**.
2. Use \downarrow to scroll to a category, and then press **ENTER** to select it.

Calculator and Conversions

3. Use \downarrow repeatedly to scroll to the conversions (i.e., $^{\circ}F \rightarrow ^{\circ}C$) and then press **ENTER**.
4. Follow the screen directions to convert and press **ENTER**.
5. Press **CLEAR** when finished.

✓ Converting Money


When you select the money converter, you must set the exchange rate equal to one unit of the home currency. First, select *Money* from the *Conversions* menu, select *Set rate*, and then type an exchange rate and press **ENTER** to select it. Finally, select a conversion (e.g., *Home* \rightarrow *other*) and enter the amount to be converted.

To change the conversion rate, select *Money* from the *Conversions* menu, select *Set rate*, and type a new exchange rate.

Playing the Games


To Play Hangman

Hangman challenges you to type the letters of a mystery word.

1. Press .
2. Press  until *Hangman* appears and press .
3. To change the language of the mystery word, press one of the language keys.
4. Type letters.
The ?'s represent letters of the mystery word.
The numbers show how many guesses remain.
5. To show the word and end the round, press .
6. Press again to play a new round.

To Play Quiz

Quiz tests your translation skills. Note: To change the language for Quiz, you must change the source language before you play. See "Translating Words" for more information.

1. Press .
2. Press  until *Quiz* appears and press .
Say the word and try to guess its translation.
3. Press a language key to see its translation.
4. Press again to start a new round.

Product Care

Specifications

Model FLE-100: *Travel Translator F4*

- Battery: 1 CR2032, lithium
- Size: 6.9 x 10.1 x 0.8 cm
- Weight: 45.36 g

Replacing the Battery


This product uses one CR2032, 3-volt lithium battery. Should you need to replace the battery, unscrew the screws on the back with a very fine screwdriver and carefully remove the back cover. Then install a new battery, plus sign (+) facing you, and replace the cover.

Cleaning, Storage, Problems

To clean, spray a mild glass cleaner onto a cloth and wipe its surface. Do not spray liquids directly on this product. Do not use or store this product in extreme or prolonged heat, cold, humidity, or other adverse conditions. If you have a problem with this product, refer to the warranty.

FCC Notice

Complies with the limits for a Class B computing device pursuant to Subpart B of Part 15 of FCC Rules. Operation is subject to the following two conditions: (1) This device may not cause harmful interference; and (2) This device must accept any interference received, including interference that may cause undesirable operation.

This unit may change operating modes due to Electro-static Discharge. Normal operation of this unit can be re-established by pressing , or by removing/replacing batteries.

Copyrights, Patents, and Trademarks

© 1998 Franklin Electronic Publishers, Inc.

Burlington, N.J. 08016-4907 USA. All rights reserved.

U.S. PATENTS; 4,490,811; 4,830,618; 4,891,775; 5,113,340; 5,203,705; 5,218,536; 5,396,606. EURO. PAT. 0 136 379. Patents Pending.

ISBN 1-56712-451-8

Limited Warranty (outside U.S.)

This product, excluding batteries, is guaranteed by Franklin for a period of one year from the date of purchase. It will be repaired or replaced (at Franklin's option) free of charge for any defect due to faulty workmanship or materials.

Products purchased outside the United States that are returned under warranty should be returned to the original vendor with proof of purchase and description of fault. Charges will be made for all repairs unless valid proof of purchase is provided.

This warranty explicitly excludes defects due to misuse, accidental damage, or wear and tear. This guarantee does not affect the consumer's statutory rights.

Limited Warranty (U.S. only)

Franklin Electronic Publishers, Inc. ("Franklin") warrants to the end user that this product will be free from defects in material and workmanship for a period of ONE YEAR from the date of original retail purchase, as evidenced by sales receipt. On discovery of a defect, the end user must return this product (transportation charges prepaid) either to the dealer from whom it was purchased or directly to Franklin at the address given below. Each product returned must include the user's name, address, and telephone number, as well as a brief description of the nature of the defect and a copy of the sales receipt as proof of the date of the original retail purchase. Franklin will, at its option, repair or replace any product at no further charge to the end user on determination by Franklin, in its sole discretion, that the product was defective and that such defect arose within the duration of this limited warranty. Enclose \$3.00 check or money order for shipping and handling to Franklin Electronic Publishers, Inc.

This warranty does not apply if, in the sole discretion of Franklin, the product has been tampered with, damaged by accident, abuse, misuse, or misapplication, or as a result of service or modification by any party, including any dealer, other than Franklin. FRANKLIN SHALL NOT BE RESPONSIBLE IN ANY WAY FOR ANY SERVICE OR MODIFICATION TO THIS PRODUCT BY ANY PARTY, INCLUDING ANY DEALER, OTHER THAN FRANKLIN.

This warranty applies only to products manufactured by or for Franklin. Batteries, corrosion of battery contacts and any damage caused by batteries are not covered by this warranty. ALL IMPLIED WARRANTIES, INCLUDING ANY IMPLIED WARRANTIES OF MERCHANTABILITY OR FITNESS FOR A PARTICULAR PURPOSE, SHALL BE STRICTLY LIMITED IN DURATION TO THAT OF THE EXPRESS WARRANTY SET FORTH ABOVE, THAT IS, ONE YEAR FROM THE DATE OF ORIGINAL RETAIL PURCHASE.

THE WARRANTY AND REMEDY SET FORTH ABOVE ARE THE EXCLUSIVE REMEDY OF THE RETAIL BUYER AND END USER IN CONNECTION WITH THE MANUFACTURE, SALE, OR USE OF THIS PRODUCT AND ARE IN LIEU OF ANY AND ALL OTHER WARRANTIES OR REMEDIES, WRITTEN OR ORAL, EXPRESS OR IMPLIED. NO FRANKLIN DEALER, AGENT, OR EMPLOYEE IS AUTHORIZED TO MAKE ANY ADDITIONAL WARRANTY IN THIS REGARD OR TO MAKE ANY MODIFICATION OR EXTENSION OF THIS EXPRESS WARRANTY.

FRANKLIN SHALL NOT BE RESPONSIBLE FOR SPECIAL, INCIDENTAL, OR CONSEQUENTIAL DAMAGES RESULTING FROM THE BREACH OF ANY EXPRESS OR IMPLIED WARRANTY OR IN CONNECTION WITH THE MANUFACTURE, SALE, OR USE OF THIS PRODUCT UNDER ANY LEGAL THEORY, WHICH DAMAGES SHALL INCLUDE, BUT NOT BE LIMITED TO, LOST PROFITS, DAMAGES TO PROPERTY OR DAMAGES FOR PERSONAL INJURY (BUT ONLY TO THE EXTENT PERMITTED BY LAW), UNLESS OTHERWISE CONTRARY TO APPLICABLE LAW, FRANKLIN'S LIABILITY SHALL IN NO CASE EXCEED THE PRICE PAID FOR THE PRODUCT CLAIMED TO BE DEFECTIVE.

This warranty shall not be applicable to the extent that the enforcement of any provision may be prohibited by applicable law. This warranty gives you specific rights, and you may also have other rights which vary from state to state. Some states do not allow the exclusion or limitation of incidental or consequential damages or limitation on how long an implied warranty may last so the above limitation or exclusion may not apply to you. Enclose \$3.00 check or money order for shipping and handling to:

FRANKLIN ELECTRONIC PUBLISHERS, INC.
ATTENTION: SERVICE DEPARTMENT
ONE FRANKLIN PLAZA
BURLINGTON, NEW JERSEY 08016-4907

FPS-28520-00
P/N 7201533

Rev A

Franklin[®]
Electronic Publishers