

# AnyBook Reader

## User's Guide

www.franklin.com

### License Agreement

READ THIS LICENSE AGREEMENT BEFORE USING THE PRODUCT. YOUR USE OF THE PRODUCT DEEMS THAT YOU ACCEPT THE TERMS OF THIS LICENSE. IF YOU DO NOT AGREE WITH THESE TERMS, YOU MAY RETURN THIS PACKAGE WITH PURCHASE RECEIPT TO THE DEALER FROM WHICH YOU PURCHASED THE PRODUCT AND YOUR PURCHASE PRICE WILL BE REFUNDED. PRODUCT means the software product and documentation found in this package and FRANKLIN means Franklin Electronic Publishers, Inc.

#### Limited Use License


All rights in the PRODUCT remain the property of FRANKLIN. Through your purchase, FRANKLIN grants you a personal and nonexclusive license to use this PRODUCT. You may not make any copies of the PRODUCT or of the data stored therein at the time of purchase, whether in electronic or print format. Such copying would be in violation of applicable copyright laws. Further, you may not modify, adapt, disassemble, decompile, translate, create derivative works of, or in any way reverse engineer the PRODUCT. You may not export or reexport, directly or indirectly, the PRODUCT without compliance with appropriate governmental regulations. The PRODUCT contains Franklin's confidential and proprietary information which you agree to take adequate steps to protect from unauthorized disclosure or use. This license is effective until terminated by Franklin. This license terminates immediately without notice from FRANKLIN if you fail to comply with any provision of this license.

Please read the following safety warnings and precautions before using your device.  
**Note:** If this device is to be used by young children, this User's Guide should be read to them by an adult and their use of the device should be monitored. Failure to do so may cause injury.

### Important Safety Information

This user's guide contains important information. PLEASE KEEP FOR FUTURE REFERENCE.

 **WARNING. Not suitable for children under 36 months. Contains small parts.**

 **WARNING:**  
CHOKING HAZARD – Small parts  
Not for children under 3 years

This product conforms to safety requirements of ASTM F963 and EN 71 and the Canadian Hazardous Products (Toys) Regulations. *Ce produit est conforme aux normes de sécurité ASTM F963, EN 71 et aux règlements canadiens sur les produits dangereux (jouets).*  
This Class B digital apparatus complies with Canadian ICES-003. *Cet appareil numérique de la classe B est conforme à la norme NMB-003 du Canada.*

### Battery Precautions

Your device is powered by 1.5V x 2 AAA batteries (not included).

- Non-rechargeable batteries are not to be recharged. Never recharge batteries that come with the device.
- Rechargeable batteries are to be removed from the device before being charged.
- Rechargeable batteries are only to be charged under adult supervision.
- Different types of batteries or new and used batteries are not to be mixed.
- Do not mix alkaline, standard (carbon-zinc), or rechargeable (nickle-cadmium)

batteries.

- The supply terminals are not to be short-circuited.
- Batteries are to be inserted with correct polarity.
- Exhausted batteries are to be removed from the toy.
- Do not expose batteries to direct heat or try to take batteries apart. Follow the battery manufacturer's instructions for battery use.
- Always remove a weak or dead battery from the device.
- To avoid damage caused by leakage of the battery fluid, replace the battery or batteries once every two years regardless of how much the device has been used during that time.
- Should a battery leak, the device may become damaged. Clean the battery compartment immediately, avoiding contact with your skin.
- Batteries are small objects. Keep batteries out of reach of small children. If swallowed, consult a physician immediately.
- Batteries should be installed or replaced by an adult only.
- Children should not have access to the product when the battery cover is removed.

### Product Care

Your device is designed to be light, compact, and durable. However, it is an electronic device and must be treated carefully. Putting unnecessary pressure on it or striking the device against other objects can cause damage.

In order to avoid damage to your device, please:

- Do not drop, crush, bend, or apply excessive force to the device.
- Do not expose your device to moisture, extreme or prolonged heat, cold, humidity, or other adverse conditions. Avoid storing it in damp, humid, or wet places. The device is not waterproof.
- Clean the device by spraying a mild glass cleaner onto a cloth and wiping its surface. Do not spray liquids directly on your device.
- Please keep plastic bags away from babies and children to avoid danger of suffocation.
- Check the device from time to time for proper and safe condition. If there is any damage or broken parts, do not use the device.

### Hearing Protection

Protect your child from long exposure of loud sounds at high volume, especially when using the headphones. Set the volume to an appropriate level in different environments. Limit the listening time to 90 minutes. Stop using the device when the user experiences ringing in the ears or hears muffled speech. Do not hold or place the device near the ears.

### USB Cable

- Use only the USB cable provided. Using other cables may exceed FCC and other regulatory emissions limits.
- The USB cable is not a toy and only adults should connect the product to this cable.
- Examine the USB cable regularly and do not use a damaged cable.

#### WARNING:

- The USB cable could be a strangulation hazard. Keep out of reach of children under 3 years of age.
- Children should play with the product only when the USB cable is NOT connected to the computer or other equipment. Children pulling on the USB cable connected with the computer may make it fall and cause property damage or personal injury or death.

### Product Registration

Visit [www.franklin.com](http://www.franklin.com) for product registration.

### Specifications

**Model** DRP-5100 *AnyBook Reader*

**Batteries:** 1.5V x 2 AAA (not included)

**Height:** 7 inch (178 mm)

**Diameter:** 1.4 inch (36 mm)

**Weight:** 2.8 ounce (78 g)

**ISBN:** 978-1-59074-693-6

**U.S. Patent:** D631465

**Patents Pending**

**European Union design registration number:** 001846494-0001

*Franklin Electronic Publishers, Inc.* Burlington, N.J. 08016-4907 U.S.A.

*Franklin Electronic Publishers, Ltd.*

220 Bayview Drive, Units 3 & 4, Barrie, Ontario L4N 4Y8, Canada.


All rights reserved.

Imported to the European Community by: Franklin Electronic Publishers GmbH Kapellenstr. 13, 85622 Feldkirchen, Germany



### Recycling and Disposal


#### Device Disposal

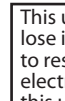
 This device should be disposed through your local electronic product recycling system - do not throw in the trash bin.

#### Packaging Disposal

Please save this User's Guide and all packing materials, as they contain important information. In case of disposal, please refer to your local recycling system.

#### Battery Disposal

 Do not dispose of batteries with normal household waste. Please obey your local regulations when disposing of used batteries.

This unit may change operating modes, lose information stored in memory, or fail to respond due to electrostatic discharge or electrical fast transients. Normal operation of this unit may be re-established by pressing the reset key, by pressing  or by removing and replacing the battery.

### FCC Notice

This device complies with Part 15 of the FCC Rules. Operation is subject to the following two conditions: (1) This device may not cause harmful interference, and (2) This device must accept any interference received, including interference that may cause undesired operation.

**Warning:** Changes or modifications to this unit not expressly approved by the party responsible for compliance could void the user's authority to operate the equipment.

**Note:** This equipment has been tested and found to comply with the limits for a Class B digital device, pursuant to Part 15 of the FCC Rules. These limits are designed to provide reasonable protection against harmful interference in a residential installation. This equipment generates, uses and can radiate radio frequency energy and, if not installed and used in accordance with the instructions, may cause harmful interference to radio communications. However, there is no guarantee that interference will not occur in a particular installation. If this equipment does cause harmful interference to radio or television reception, which can be determined by turning the equipment off and on, the user is encouraged to try to correct the interference by one or more of the following measures:

- Reorient or relocate the receiving antenna.
- Increase the separation between the equipment and receiver.
- Connect the equipment into an outlet on a circuit different from that to which the receiver is connected.
- Consult the dealer or an experienced radio/TV technician for help.

**Note:** This unit was tested with shielded cables on the peripheral devices. Shielded cables must be used with the unit to insure compliance.

**Note:** The manufacturer is not responsible for any radio or TV interference caused by unauthorized modifications to this equipment. Such modifications could void the user's authority to operate the equipment.

### Disclaimer of Warranties

Except as specifically provided herein, Franklin makes no warranty of any kind, express or implied, with respect to this product.

### Limited Warranty (U.S. only)

**LIMITED WARRANTY, DISCLAIMER OF WARRANTIES, AND LIMITED REMEDY**  
FRANKLIN WARRANTS TO THE ORIGINAL PURCHASER THAT THIS PRODUCT WILL BE FREE FROM DEFECTS IN MATERIALS AND WORKMANSHIP FOR A PERIOD OF ONE (1) YEAR FROM THE ORIGINAL DATE OF PURCHASE AS EVIDENCED BY A COPY OF THE SALES RECEIPT. THIS LIMITED WARRANTY DOES NOT COVER DAMAGE DUE TO ACTS OF GOD, ACCIDENT, MISUSE, ABUSE, NEGLIGENCE, MODIFICATION, UNSUITABLE ENVIRONMENT, OR IMPROPER MAINTENANCE. THE SOLE OBLIGATION AND LIABILITY OF FRANKLIN, AND THE EXCLUSIVE REMEDY UNDER THIS LIMITED WARRANTY, IS REPAIR OR REPLACEMENT AT THE SOLE OPTION OF FRANKLIN AND THIS REMEDY APPLIES ONLY IN THE CASE IN WHICH FRANKLIN DETERMINES THAT THE PRODUCT WAS DEFECTIVE AND THAT THE DEFECT AROSE WITHIN THE DURATION OF THE LIMITED WARRANTY. THIS REMEDY IS THE EXCLUSIVE

REMEDY FOR BREACH OF THIS WARRANTY. THIS WARRANTY GIVES YOU CERTAIN RIGHTS; YOU MAY ALSO HAVE OTHER RIGHTS THAT MAY VARY FROM JURISDICTION TO JURISDICTION.

EXCEPT FOR THE LIMITED WARRANTY EXPRESSLY RECITED ABOVE, THIS FRANKLIN PRODUCT IS PROVIDED ON AN "AS IS" BASIS, WITHOUT ANY OTHER WARRANTIES, EXPRESS OR IMPLIED, INCLUDING, BUT NOT LIMITED TO, WARRANTIES OF MERCHANTABILITY, MERCHANTABILITY, OR FITNESS FOR A PARTICULAR PURPOSE, OR THOSE ARISING BY LAW, STATUTE, USAGE OF TRADE, OR COURSE OF DEALING. THIS WARRANTY APPLIES ONLY TO PRODUCTS MANUFACTURED BY OR FOR FRANKLIN AND SPECIFICALLY DOES NOT INCLUDE BATTERIES, CORROSION OF BATTERY CONTACTS OR ANY OTHER DAMAGE CAUSED BY BATTERIES. FRANKLIN SHALL NOT HAVE ANY LIABILITY TO THE PURCHASER OR ANY OTHER PERSON OR ENTITY FOR ANY INDIRECT, INCIDENTAL, SPECIAL, OR CONSEQUENTIAL DAMAGES WHATSOEVER, INCLUDING, BUT NOT LIMITED TO, LOSS OF REVENUE OR PROFIT, LOST OR CORRUPTED DATA, OR OTHER COMMERCIAL OR ECONOMIC LOSS, EVEN IF FRANKLIN HAS BEEN ADVISED OF THE POSSIBILITY OF SUCH DAMAGES, OR EVEN IF OTHERWISE FORESEEABLE. FRANKLIN IS NOT RESPONSIBLE FOR CLAIMS BY A THIRD PARTY. FRANKLIN'S MAXIMUM AGGREGATE LIABILITY SHALL NOT EXCEED THE AMOUNT PAID FOR THE PRODUCT AS EVIDENCED BY THE SALES RECEIPT. SOME STATES/JURISDICTIONS DO NOT ALLOW THE EXCLUSION OR LIMITATION OF LIABILITY FOR CONSEQUENTIAL OR INCIDENTAL DAMAGES, SO THE ABOVE LIMITATION MAY NOT APPLY TO YOU. IF THE LAWS OF THE RELEVANT JURISDICTION DO NOT PERMIT FULL WAIVER OF IMPLIED WARRANTIES, THEN THE DURATION OF IMPLIED WARRANTIES AND CONDITIONS ARE LIMITED TO THE DURATION OF THE EXPRESS WARRANTY GRANTED HEREIN.

Warranty Service: If you think your product is defective, call Franklin's Customer Service Desk, 1-800-266-5626, to request a return merchandise authorization ("RMA") number, before returning the product (transportation charges prepaid) to: Franklin Electronic Publishers, Inc.

Attn: Service Department  
One Franklin Plaza

Burlington, NJ 08016-4907

If you return a Franklin product, please include your name, address, telephone number, a brief description of the defect and a copy of your sales receipt as proof of your original date of purchase. You must also write the RMA prominently on the package if you return the product; otherwise there may be a lengthy delay in the processing of your return. Franklin strongly recommends using a trackable form of deliver to Franklin for your return.

### Limited Warranty (EU and Switzerland)

Notwithstanding the disclaimer of warranties above, this product, excluding batteries and liquid crystal display (LCD), is guaranteed by Franklin to be free of defects in materials or workmanship for a period of two years from the date of purchase. It will be repaired or replaced with an equivalent product (at Franklin's option) free of charge for any defect in workmanship or materials during that time. This warranty explicitly excludes defects due to misuse, accidental damage, or wear and tear. This warranty does not affect the consumer's statutory rights.

### Limited Warranty (outside U.S., EU and Switzerland)

Notwithstanding the disclaimer of warranties above, this product, excluding batteries and liquid crystal display (LCD), is guaranteed by Franklin to be free of defects in materials or workmanship for a period of one year from the date of purchase. It will be repaired or replaced with an equivalent product (at Franklin's option) free of charge for any defect in workmanship or materials during that time.

Products purchased outside the United States, the European Union and Switzerland that are returned under warranty should be returned to the original vendor with proof of purchase and description of fault. Charges will be made for all repairs unless valid proof of purchase is provided.

This warranty explicitly excludes defects due to misuse, accidental damage, or wear and tear. This warranty does not affect the consumer's statutory rights.

### Limited Warranty (Australia)

Our goods come with guarantees that cannot be excluded under the Australian Consumer Law. You are entitled to a replacement or refund for a major failure and compensation for any other reasonably foreseeable loss or damage. You are also entitled to have the goods repaired or replaced if goods fail to be of acceptable quality and the failure does not amount to a major failure. This product, excluding batteries and liquid crystal display (LCD), is guaranteed by Franklin to be free of defects in materials or workmanship for a period of one year from the date of purchase.

If you think your product is defective, please contact Franklin to arrange for repair or replacement: FRANKLIN ELECTRONIC PUBLISHERS (AUST) PTY LTD. Unit 4, 25 Gibbes Street, Chatswood, NSW 2067, Australia

Contact person: Service Manager

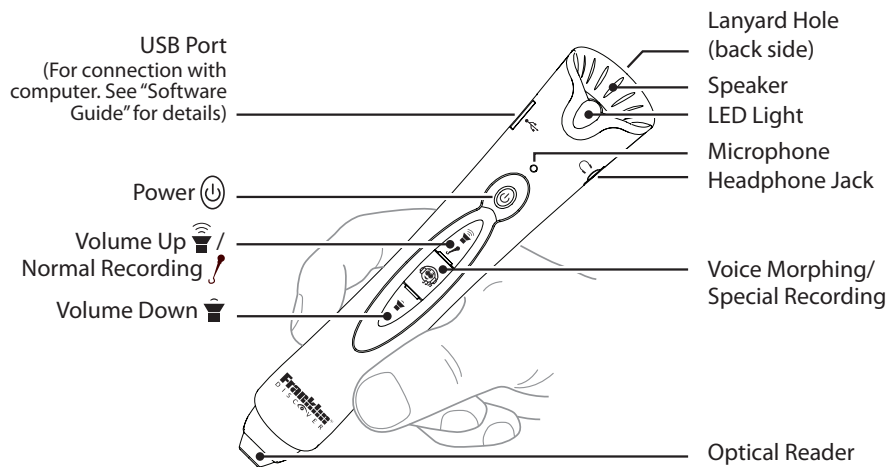
Tel: 1800 882 588

Email: [service\\_au@franklin.com](mailto:service_au@franklin.com)

Charges will be made for all repairs unless valid proof of purchase is provided. Your product will be repaired or replaced with an equivalent product (at Franklin's option) free of charge for any defect in workmanship or materials during that time. The repair of your goods may result in the loss of any user-generated data. Please ensure that you have made a copy of any data saved on your goods. Goods presented for repair may be replaced by refurbished goods of the same type rather than being repaired. Refurbished parts may be used to repair the goods. This warranty explicitly excludes defects due to misuse, accidental damage, or wear and tear. This warranty does not affect the consumer's statutory rights.

# 1. Understanding Your Device

## General Controls



## Stickers

This product includes three types of stickers.


### Type 1: NON-RECORDABLE STICKERS

Three sets of special stickers with pre-recorded sounds which cannot be replaced or deleted.



### Type 2: INACTIVATED STICKERS

Several sets of clear and white stickers for your own recordings which can be replaced or deleted anytime as you want.



### Type 3: COMMAND STICKERS

A set of command stickers as shortcuts for making and deleting recordings. Please see the Quick Start Guide for instructions.



In general, the stickers can be easily removed from and re-adhered on most kinds of paper except when the paper is too thin, made of special materials or with special coatings. When in doubt, please try to adhere and remove a sticker to test its adhesiveness before using the stickers extensively on a publication. When additional stickers are required, you can purchase them at [www.anybookreader.com](http://www.anybookreader.com).

## Sound Prompts

This product uses sound prompts to assist operations. For your familiarization of these sounds, touch the music note icons with your reader while reading the instructions to hear the sound prompt samples. We recommend you read and "hear" through this user's guide before making any recordings.

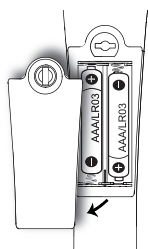


**IMPORTANT: DO NOT** write on the stickers and **DO NOT** put the clear stickers on dark surfaces or surfaces with patterns (light and plain surfaces are preferred). Otherwise, recordings may not play back.

## 2. Installing the Batteries

Your product is powered by 2 AAA batteries (not included). To install batteries:

- Use a coin to unscrew the battery cover at the back of the device.
- Lift the battery cover gently to remove it.
- Install 2 new AAA batteries (alkaline batteries recommended) following the polarity indicated in the battery compartment.  
**Important:** Be sure the battery is installed correctly. Wrong polarity may damage the unit. For battery precautions, read overleaf.
- Replace the battery cover and secure it with the screw.



### Replace the batteries when:

- The green LED light flashes quickly;
- Playback can only be at minimum volume level, and;
- Recording cannot be made.

## 3. Switching On or Off

### 1. Press (Power) to switch on the device.

- You hear a sound prompt during switch on.
- Green LED light is on.



### 2. Press (Power) to switch off the device.

- You hear a sound prompt during switch off.
- Green LED light is off.



## 4. Auto Power Off

The device will switch off automatically without operations for 4 minutes. You can hear special sound prompts at the second, third and fourth minute after inactivation. To hear samples of the sound prompts, touch the clocks below with your reader.



## 5. Making Recordings

You can make two types of recording: **normal** or **special**. Special recording allows voice morphing during playback by pressing while normal recording does not allow voice changes. Please decide which recording to make before doing so.

### 1. Switch on the device.

### 2. Choose a book and put an inactivated Type 2 sticker on a page.

Touch with your reader to hear sound prompt samples

### 3. Press and hold (Power) for 3 seconds until you hear a sound prompt to go to the recording mode.

- Red LED light is on in the recording mode.



### 4. Touch the sticker with the optical reader of the device.

- For an inactivated Type 2 sticker, you hear a special sound prompt.
- For an activated Type 2 sticker already with your own recording, you hear your recording which will be **replaced** with the new one you are going to make.
- For a non-recordable Type 1 sticker, you hear an error sound prompt indicating the recording cannot be replaced.



### 5. For normal recording: Press and hold (Volume Up/Normal Recording).

- For special recording: Press and hold (Voice Morphing/Special Recording).

### 6. Start your recording after hearing four beep sounds.

- You need to press and hold (normal recording) or (special recording) during the whole recording process.
- Red LED light flashes during recording.



### 7. Release (normal recording) or (special recording) to stop recording.

- To ensure that your complete recording is stored, release or one second after you finish your recording.
- A beep sound can be heard when recording stops.
- Red LED light is on.



### 8. Press and hold (Power) for 3 seconds until you hear a sound prompt to exit the recording mode.

- Green LED light is on.



## 6. Playing Back the Recordings

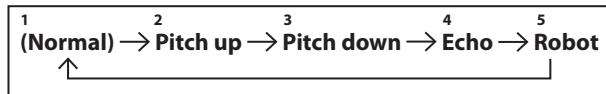
### 1. Switch on the device.

### 2. Touch an activated Type 2 sticker with the optical reader of the device.

### 3. Press (Volume Up/Recording) or (Volume Down) to adjust the volume.

### 4. For special recordings, press (Voice Morphing/Special Recording) repeatedly to modify the voice of the recording.

- Four options are available and can be selected in the below sequence.



- If you press without playing a recording, you hear beep sounds indicating a change of the voice effects mode. The number of beep sounds indicates the option you have selected. For example, two beep sounds indicate "Pitch up" is selected.

## 7. Deleting the Recordings

The reader allows around 200 hours of recording. New recordings cannot be made when the memory of the device is full (You hear a beep sound immediately after the four-beep countdown). Please delete unwanted recordings from the activated Type 2 stickers.

### 1. Switch on the device.

### 2. Press and hold (Power) for 3 seconds until you hear a sound prompt to go to the recording mode.

- Red LED light is on in the recording mode.



### 3. Touch an activated Type 2 sticker with the optical reader of the device.

### 4. Press and hold (Volume Up/Normal Recording) and (Volume Down).

- Deletion starts when LED light flashes. You need to press and hold and during the whole deletion process.
- For a non-recordable Type 1 sticker, you hear an error sound prompt indicating the recording cannot be deleted.



### 5. Release (Volume Up/Normal Recording) and (Volume Down) when you hear a beep sound.

- Deletion is completed.
- Red LED light is on.



### 6. Press and hold (Power) for 3 seconds until you hear a sound prompt to exit the recording mode.

- Green LED light is on.



**TIPS:** To ease the process in making and deleting recordings, use the provided **command stickers** as shortcuts. Read the Quick Start Guide for instructions. You may also make recordings and download to AnyBook Reader using the **AnyBook Case** software program. Read the Software Guide for details.