

Unplasticised Polyvinyl Chloride (PVC-U) is the most widely used of all plastics used for pipe installations. It is rigid, versatile, and is suitable for both above or below ground installations.

It has excellent chemical resistance which, when combined with smoothness of bore, eliminates build up of scale and gives good flow characteristics. It is odourless and tasteless, and is suitable for conveying potable water and many food or dairy products.

PVC-U is suitable for use at temperatures from 0°C to 60°C at a wide range of operating pressures, depending upon the system chosen. It is lightweight and easy to install, using cold solvent welded joints which require no special tools.

application guide

- Temperature range 0°C to 60°C
- Abrasion resistant
- Non-toxic and taint free
- Rigid pipes - no special support needed
- Ideal for above and below ground use
- Resistant to many inorganic chemicals
- Threading possible
- Resistant to most solutions of acids, alkalis and salts
- Sizes from 1/4" to 24" and 10mm to 630mm
- No special tools required for installation
- Jointing by cold solvent welding or rubber ring mechanical joints

- Not resistant to aromatic and chlorinated hydrocarbons

standards and approvals

We offer a wide range of systems to leading international standards:

Pipe (inch sizes)	: BS 3505/6
	: ASTM D 1785
	: ASTM D 2241
Pipe (mm sizes)	: EN 1452
	: DIN 8061/2
Fittings (inch sizes)	: BS 4346 Part 1
	: ASTM D2467
	: ASTM D 2466
Fittings (mm sizes)	: DIN 8063
Threaded Fittings	: BS21/DIN 2199/ISO 727
	: ASTM D 2464

All systems are WRAS listed for use in contact with cold potable water.

section guide

Pipe - Inch Size	24
Solvent Cement, Primer, Cleaner	27
Plain Fittings - Inch Size	28
Flanges - Inch Size	38
Adaptor Fittings - Inch Size	40
Threaded Fittings - Inch Size	48
Solvent Cement, Primer, Cleaner	53
Saddles - Inch Size	54
Clear Pipe & Fittings	58
FlexFit Flexible Pipe & Fittings	60
Hose Insert Fittings	62
Pipe - mm Size	64
Plain Fittings - mm Size	67
Flanges - mm Size	73
Adaptor Fittings - mm Size	75
Saddles - mm Size	80
Basket Strainer	82
Ball Valve, Double Union	84
Ball Valve Brackets, Double Union	84
Ball Valve, True Union	87
Ball Valve Brackets, True Union	88
Dosing Valve	88
Ball Valve, Economy Compact	90
Ball Valve, Economy Utility	90
Ball Valve, Single Union	91
Ball Valve, Economy Double Union	93
Ball Valve, T-Port	94
Ball Valve, L-Port	95
Butterfly Valve	100
Diaphragm Valve	104
Plug Gate Valve	106
Gauge Guard	106
Globe Valve	108
Y-Pattern Valve	109
Slide Gate Valve	110
Gate Valve	111
Needle Valve	111
Non-Return Valve, Check	113
Air Release Valve	114
Foot Valve	117
Non-Return Valve, Wafer Check	118
Swing Check Valve	122
Line Strainer	122
Y-Strainer	123
Ball Valve, Electrically Actuated	124
Ball Valve, Pneumatically Actuated	127
Ball Valve, T-Port, Electrically Actuated	130
Diaphragm Valve, Actuated	132
Butterfly Valve, Electrically Actuated	136
Butterfly Valve, Pneumatically Actuated	138
Pressure Reducing Valve	142
Pressure Relief Valve	146

inch and mm sizes

Praher Type S4 Ball Valve with Actuator Adaptor Kit



Includes:
PVC-U Ball Valve,
PVC-U Valve Bracket,
Console, Actuator
Adaptor, Screw Set,
PVDF Shaft

EPDM Seals

Size	Code	Price
3/8"	122.171	85.47
1/2"	122.172	87.03
3/4"	122.173	94.72
1"	122.174	105.78
1 1/4"	122.175	139.43
1 1/2"	122.176	153.27
2"	122.177	170.10
2 1/2"	122.359	285.49
3"	122.761	333.57
4"	122.762	406.29
16	122.357	85.47
20	122.358	87.03
25	122.256	94.72
32	122.238	105.78
40	122.237	139.43
50	122.257	153.27
63	122.898	170.10
75	122.359	285.48
90	122.258	333.57
110	122.360	406.29



FPM Seals

Size	Code	Price
3/8"	120.832	85.47
1/2"	120.833	87.03
3/4"	120.834	94.72
1"	120.835	105.78
1 1/4"	120.836	139.43
1 1/2"	120.837	153.27
2"	120.838	170.10
2 1/2"	120.839	285.49
3"	120.840	333.57
4"	120.841	406.29
16	125.449	85.47
20	125.450	87.03
25	125.451	94.72
32	122.804	105.78
40	125.235	139.43
50	125.452	153.27
63	125.453	170.10
75	125.381	285.49
90	122.263	333.57
110	on application	

Prices on request for BSP threaded sockets or PN10 flanged connections

Praher Valve Bracket for Type S4 Ball Valve

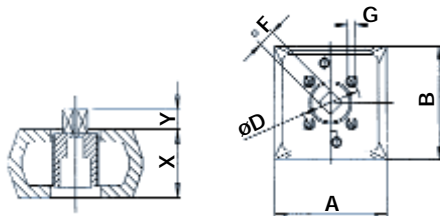


Includes:
PVC-U Valve Bracket,
Screws and Nuts

Size	Code	Price
3/8"/16	170.276	18.40
1/2"/20	170.276	18.40
3/4"/25	170.277	19.60
1"/32	170.278	20.80
1 1/4"/40	170.229	22.12
1 1/2"/50	170.231	23.45
2"/63	170.233	24.76
2 1/2"/75	170.266	35.94
3"/90	170.267	40.15
4"/110	170.267	40.15



Actuator Mounting Dimensions



Size OD	mm	20	25	32	40	50	63	75	90	110
Size DN	mm	15	20	25	32	40	50	65	80	80
Size NB	inches	1/2	3/4	1	1 1/4	1 1/2	2	2 1/2	3	4
A	mm	60,0	60,0	60,0	94,0	94,0	94,0	95,0	95,0	95,0
B	mm	70,0	70,0	70,0	93,0	93,0	93,0	119,0	119,0	119,0
F	mm	11,0	11,0	11,0	14,0	14,0	14,0	17,0	17,0	17,0
R	mm	42,0	42,0	42,0	50,0	50,0	50,0	70,0	70,0	70,0
X	mm	38,0	38,0	38,0	48,0	48,0	48,0	72,5	72,5	72,5
Y	mm	11,0	11,0	11,0	13,0	13,0	13,0	18,0	18,0	18,0
Type		F04	F04	F04	F05	F05	F05	F07	F07	F07



Praher Type S4 Ball Valve

Description: In-line double union ball valve with lockable handle

Mounting: In any position

Maximum Fluid Pressure at 20°C: Sizes 3/8"/16mm to 2 1/2"/75mm - 16 bar;

3"/90mm - 10 bar; 4"/100mm - 6 bar

Fluid Temperature Range: 0°C - 60°C

Construction:

Body: PVC-U

Seals: EPDM or FPM

Seats: PTFE

End Connections: Solvent Sockets, Solvent Spigots, BSP Female Threaded,

HDPE Fusion Spigots, Flanged PN10 or ASA150

Option: Silicon-free

Features: Lockable handle and tagging point included

Inch Solvent Cement Sockets

EPDM Seals PTFE Seats	3/8	12.1939	25.48
	1/2	12.1760	26.81
	3/4	12.2073	31.62
	1	12.2069	39.32
	1 1/4	12.2077	50.49
	1 1/2	12.1107	59.99
	2	12.1108	72.37
	2 1/2	12.1128	147.26
	3	12.0362	180.91
	4	12.2143	246.42

BSP Threaded Sockets

EPDM Seals PTFE Seats	3/8	12.1132	28.02
	1/2	12.1134	29.21
	3/4	12.1136	34.86
	1	12.1138	43.16
	1 1/4	12.1140	55.06
	1 1/2	12.1142	65.76
	2	12.1144	79.95
	2 1/2	12.1146	138.23
	3	12.1148	201.35

MM Solvent Cement Sockets

EPDM Seals PTFE Seats	16	12.1116	25.48
	20	12.1118	26.81
	25	12.1120	31.62
	32	12.1122	39.32
	40	12.1124	50.49
	50	12.1048	59.99
	63	12.1049	72.37
	75	12.1128	147.26
	90	12.1130	180.91
	110	12.1746	246.42

Flanged PN10 *

EPDM Seals PTFE Seats	1/2	12.1760NP	50.81
	3/4	12.2073NP	56.19
	1	12.2069NP	66.24
	1 1/4	12.2077NP	82.16
	1 1/2	12.1107NP	97.30
	2	12.1108NP	120.45
	2 1/2	12.1128NP	221.35
	3	12.0362NP	293.93
	4	12.2143NP	375.57

HDPE Fusion Spigots

EPDM Seals PTFE Seats	16	12.5357	27.75
	20	12.5358	29.23
	25	12.5359	35.68
	32	12.5360	45.59
	40	12.5361	59.96
	50	12.5362	70.86
	63	12.5363	79.29
	75	12.5364	178.90
	90	12.5365	220.52
	110	12.5366	299.31

Inch Solvent Cement Sockets

FPM Seals PTFE Seats	3/8	12.1479	30.42
	1/2	12.1480	31.62
	3/4	12.2148	37.63
	1	12.2149	46.64
	1 1/4	12.2150	58.90
	1 1/2	12.0302	69.60
	2	12.0300	83.31
	2 1/2	12.1129	168.89
	3	12.1490	213.37
	4	12.2792	281.89

BSP Threaded Sockets

FPM Seals PTFE Seats	3/8	12.1133	33.06
	1/2	12.1135	34.26
	3/4	12.1137	40.99
	1	12.1139	50.49
	1 1/4	12.1141	63.71
	1 1/2	12.1143	75.73
	2	12.1145	91.24
	2 1/2	12.1147	182.71
	3	12.1149	235.00

MM Solvent Cement Sockets

FPM Seals PTFE Seats	16	12.1117	30.42
	20	12.1119	31.62
	25	12.1121	37.63
	32	12.1123	46.64
	40	12.1125	58.90
	50	12.1126	69.60
	63	12.1127	83.31
	75	12.1129	168.89
	90	12.1131	213.37
	110	12.1747	281.89

Flanged PN10 *

FPM Seals PTFE Seats	1/2	12.1480NP	55.62
	3/4	12.2148NP	62.20
	1	12.2149NP	73.56
	1 1/4	12.2150NP	90.58
	1 1/2	12.0302NP	106.91
	2	12.0300NP	131.39
	2 1/2	12.1129NP	242.98
	3	12.1490NP	326.38
	4	12.2792NP	411.04

HDPE Fusion Spigots

FPM Seals PTFE Seats	16	12.6213	32.40
	20	12.6214	33.90
	25	12.6215	41.63
	32	12.6216	52.63
	40	12.6217	68.19
	50	12.6218	80.28
	63	12.6219	89.99
	75	12.6220	229.94
	90	12.6221	352.24
	110	12.6222	334.01

* ASA 150 Flanges on request

Spears Valve Bracket

Includes: Polypropylene Valve Bracket, Screws and Nuts.
Suitable for use on Spears True Union 2000 Ball Valve

Valve Size			
	1/2"/20mm	TUMB2-005	31.74
	3/4"/25mm	TUMB2-007	33.66
	1"/32mm	TUMB2-010	36.19
	1 1/4"/40mm	TUMB2-012	37.87
	1 1/2"/50mm	TUMB2-015	40.87
	2"/63mm	TUMB2-020	45.56
	3"/90mm	TUMB2-030	86.43
	4"/110mm	TUMB2-040	105.66

Spears Actuator Mounting Platform

Includes: Polypropylene Mounting Platform, Screws and Nuts.
Suitable for use with Spears True Union 2000 Ball Valve

Valve Size			
	1/2"/20mm	MMP1-005	13.46
	3/4"/25mm	MMP1-007	13.94
	1"/32mm	MMP1-010	16.23
	1 1/4"/40mm	MMP1-012	17.79
	1 1/2"/50mm	MMP1-015	24.28
	2"/63mm	MMP1-020	27.41
	3"/90mm	MMP1-030	61.79
	4"/110mm	MMP1-040	71.16

Spears Ball Valve Round Safety Handle

Suitable for use on Spears True Union, Single Union or Compact Ball Valve.

Valve Size	True Union 2000 Ball Valves	Single Union & Compact Ball Valves*	
1/2	18-24-00528	99-24-00528	9.38
3/4	18-24-00728	99-24-00728	11.30
1	18-24-01028	99-24-01028	11.97
1 1/4	18-24-01228	99-24-01228	14.18
1 1/2	18-24-01528	99-24-01528	14.18
2	18-24-02028	99-24-02028	18.40
2 1/2 & 3	18-24-03028	99-24-03028	39.32
4	18-24-04028	99-24-04028	52.89

Spears Ball Valve Stem Extension Kit

Valve Size	True Union 2000 Ball Valves	Single Union & Compact Ball Valves*	
1/2	BVSE2-005-000	BVSE-005-000	7.27
3/4	BVSE2-007-000	BVSE-007-000	8.06
1	BVSE2-010-000	BVSE-010-000	8.06
1 1/4	BVSE2-012-000	BVSE-012-000	13.11
1 1/2	BVSE2-015-000	BVSE-015-000	14.90
2	BVSE2-020-000	BVSE-020-000	16.11
2 1/2 & 3	BVSE2-030-000	BVSE-030-000	16.47
4	BVSE2-040-000	BVSE-040-000	22.60

Does not include extension pipe. * Also Spears True Union Ball Valve (old style)

Spears True Union 2000 Industrial Ball Valve

Description: In-line double union ball valve with lockable handle
Mounting: In any position
Maximum Fluid Pressure at 20°C: Sizes 1/2" to 2" - 16 bar; sizes 2 1/2" to 6" - 10 bar
 All sizes flanged - 10 bar
Fluid Temperature Range: 0°C - 60°C
Construction:
Body: PVC-U
Seals: EPDM or FPM
Seats: PTFE
End Connections: Solvent Sockets, Solvent Spigots, NPT Female Threaded, Reinforced NPT Female Threaded, Flanged
Features: Sizes 1/2" to 2" Solvent Socket valves also include NPT Female Threaded end connections. All valves are assembled with silicon-free, water soluble lubricant
Option: T-Handle operation on 6" valve



Inch Solvent Cement Sockets

EPDM Seals PTFE Seats	1/2	1829- 005	29.57
	3/4	1829- 007	34.98
	1	1829- 010	41.59
	1 1/4	1829- 012	57.46
	1 1/2	1829- 015	69.24
	2	1829- 020	91.35
	2 1/2	1822- 025	176.11
	3	1822- 030	231.99
	4	1822- 040	391.27
	6	1822- 060	1284.99
6*	18226- 60	1284.99	

*T-Handle operation

Inch Solvent Cement Sockets

FPM Seals PTFE Seats	1/2	1839- 005	32.82
	3/4	1839- 007	38.83
	1	1839- 010	46.28
	1 1/4	1839- 012	73.45
	1 1/2	1839- 015	76.93
	2	1839- 020	100.62
	2 1/2	1832- 025	238.00
	3	1832- 030	257.24
	4	1832- 040	434.55
	6	1832- 060	1425.62
6*	18326- 60	1425.62	

*T-Handle operation

Inch Solvent Cement Spigots

EPDM Seals PTFE Seats	1/2	1827- 005	29.57
	3/4	1827- 007	34.98
	1	1827- 010	41.59
	1 1/4	1827- 012	57.46
	1 1/2	1827- 015	69.24
	2	1827- 020	91.35
	2 1/2	1827- 025	176.11
	3	1827- 030	231.99
	4	1827- 040	391.27
	6	1827- 060	1284.99
6*	18276- 60	1284.99	

*T-Handle operation

Inch Solvent Cement Spigots

FPM Seals PTFE Seats	1/2	1837- 005	32.82
	3/4	1837- 007	38.83
	1	1837- 010	46.28
	1 1/4	1837- 012	73.45
	1 1/2	1837- 015	76.93
	2	1837- 020	100.62
	2 1/2	1837- 025	238.00
	3	1837- 030	257.24
	4	1837- 040	434.55
	6	1837- 060	1425.62
6*	18376- 60	1425.62	

*T-Handle operation

Flanged ASA 150

EPDM Seals PTFE Seats	1/2	1823- 005	42.20
	3/4	1823- 007	53.50
	1	1823- 010	64.67
	1 1/4	1823- 012	75.97
	1 1/2	1823- 015	95.69
	2	1823- 020	152.66
	2 1/2	1823- 025	281.28
	3	1823- 030	310.73
	4	1823- 040	625.06
	6	1823- 060	2021.83
6*	18236- 60	2021.83	

*T-Handle operation

Flanged ASA 150

FPM Seals PTFE Seats	1/2	1833- 005	45.08
	3/4	1833- 007	58.18
	1	1833- 010	69.60
	1 1/4	1833- 012	84.39
	1 1/2	1833- 015	104.09
	2	1833- 020	161.68
	2 1/2	1833- 025	286.08
	3	1833- 030	385.85
	4	1833- 040	724.83
	6	1833- 060	2345.18
6*	18336- 60	2345.18	

*T-Handle operation



Silicon Free Valves

All Spears valves are assembled with a water soluble lubricant and are 'silicon free.'

Spears True Union 2000 Industrial Vented Ball Valve

Description: In-line double union ball valve

Mounting: In any position

Maximum Fluid Pressure at 20°C: Sizes 1/2" to 2" - 16 bar; sizes 2 1/2" to 4" - 10 bar

All sizes flanged - 10 bar

Fluid Temperature Range: 0°C-60°C

Construction:

Body: PVC-U

Seals: EPDM or FPM

Seats: PTFE

End Connections: Solvent Sockets, Solvent Spigots, Reinforced NPT Female Threaded, Flanged

Features: Designed for Sodium Hypochlorite and other chemical applications

Vented ball equalises internal fluid pressure assuring proper valve operation and long life



Inch Solvent Cement Sockets

EPDM Seals PTFE Seats	1/2	1829V- 005	34.80
	3/4	1829V- 007	41.18
	1	1829V- 010	49.05
	1 1/4	1829V- 012	67.85
	1 1/2	1829V- 015	81.73
	2	1829V- 020	107.85
	2 1/2	1822V- 025	207.31
	3	1822V- 030	273.32
	4	1822V- 040	461.81
	6	1822V- 060	997.58

Inch Solvent Cement Sockets

FPM Seals PTFE Seats	1/2	1839V- 005	38.74
	3/4	1839V- 007	45.81
	1	1839V- 010	54.63
	1 1/4	1839V- 012	86.61
	1 1/2	1839V- 015	90.73
	2	1839V- 020	118.96
	2 1/2	1832V- 025	280.89
	3	1832V- 030	303.69
	4	1832V- 040	513.10
	6	1832V- 060	1176.22

NPT Female Threaded

Stainless Steel Reinforced

EPDM Seals PTFE Seats	1/2	1821V- 005SR	35.56
	3/4	1821V- 007SR	42.97
	1	1821V- 010SR	50.85
	1 1/4	1821V- 012SR	73.26
	1 1/2	1821V- 015SR	87.55
	2	1821V- 020SR	114.14
	2 1/2	1821V- 025SR	224.25
	3	1821V- 030SR	290.27
	4	1821V- 040SR	481.57

NPT Female Threaded

Stainless Steel Reinforced

FPM Seals PTFE Seats	1/2	1831V- 005 SR	39.48
	3/4	1831V- 007 SR	47.63
	1	1831V- 010 SR	56.44
	1 1/4	1831V- 012 SR	92.02
	1 1/2	1831V- 015 SR	96.55
	2	1831V- 020 SR	124.93
	2 1/2	1831V- 025 SR	297.82
	3	1831V- 030 SR	320.63
	4	1831V- 040 SR	532.89

ASV Stubbe ProfiDos 101 Dosing Ball Valve

Description: In-line double union ball valve with flow indicator

Mounting: In any position

Maximum Fluid Pressure at 20°C: 16 bar

Fluid Temperature Range: 0°C-60°C

Construction:

Body: PVC-U

Seals: EPDM or FPM

Seats: PTFE

End Connections: Solvent Sockets

Features: Accurate flow control with visible indicator



MM Solvent Cement Unions

EPDM Seals PTFE Seats	20	132 661	52.66
	25	132 662	60.91
	32	132 663	68.69
	40	132 664	73.27

MM Solvent Cement Unions

FPM Seals PTFE Seats	20	132 673	55.86
	25	132 674	66.06
	32	132 675	69.68
	40	132 676	75.47

Inch Solvent Cement Unions

EPDM Seals PTFE Seats	1/2	132 661-1	52.66
	3/4	132 662-1	60.91
	1	132 663-1	68.69
	1 1/4	132 664-1	73.27

Inch Solvent Cement Unions

FPM Seals PTFE Seats	1/2	132 673-1	55.86
	3/4	132 674-1	66.06
	1	132 675-1	69.68
	1 1/4	132 676-1	75.47

Spears True Union 2000 Standard Ball Valve

Description: In-line double union ball valve

Mounting: In any position

Maximum Fluid Pressure at 20°C: Sizes 1/2" to 2" - 16 bar; sizes 2 1/2" to 4" - 10 bar

All sizes flanged - 10 bar

Fluid Temperature Range: 0°C - 60°C

Construction:

Body: PVC-U

Seals: EPDM or FPM

Seats: PTFE

End Connections: Solvent Sockets, Solvent Spigots,
NPT Female Threaded, Reinforced NPT Female Threaded, Flanged

Features: Sizes 1/2" to 2" Solvent Socket valves also include NPT Female Threaded end connections



Inch Solvent Cement Sockets

EPDM Seals
PTFE/HDPE Seats

1/2	3629- 005	23.69
3/4	3629- 007	28.02
1	3629- 010	33.31
1 1/4	3629- 012	46.05
1 1/2	3629- 015	55.42
2	3629- 020	73.09
2 1/2	3622- 025	140.05
3	3622- 030	185.72
4	3622- 040	313.13

Inch Solvent Cement Sockets

FPM Seals
PTFE/HDPE Seats

1/2	3639- 005	26.33
3/4	3639- 007	31.14
1	3639- 010	37.03
1 1/4	3639- 012	58.79
1 1/2	3639- 015	61.54
2	3639- 020	80.54
2 1/2	3632- 025	190.52
3	3632- 030	206.16
4	3632- 040	348.00

Inch Solvent Cement Spigots

EPDM Seals
PTFE/HDPE Seats

1/2	3627- 005	23.69
3/4	3627- 007	28.02
1	3627- 010	33.31
1 1/4	3627- 012	46.05
1 1/2	3627- 015	55.42
2	3627- 020	73.09
2 1/2	3627- 025	140.05
3	3627- 030	185.72
4	3627- 040	313.13

Inch Solvent Cement Spigots

FPM Seals
PTFE/HDPE Seats

1/2	3637- 005	26.33
3/4	3637- 007	31.14
1	3637- 010	37.03
1 1/4	3637- 012	58.79
1 1/2	3637- 015	61.54
2	3637- 020	80.54
2 1/2	3637- 025	190.52
3	3637- 030	206.16
4	3637- 040	348.00

Flanged ASA 150

EPDM Seals
PTFE/HDPE Seats

1/2	3623- 005	33.78
3/4	3623- 007	42.79
1	3623- 010	51.81
1 1/4	3623- 012	60.82
1 1/2	3623- 015	76.57
2	3623- 020	122.02
2 1/2	3623- 025	225.39
3	3623- 030	233.20
4	3623- 040	500.04

Flanged ASA 150

FPM Seals
PTFE/HDPE Seats

1/2	3633- 005	36.06
3/4	3633- 007	46.52
1	3633- 010	55.66
1 1/4	3633- 012	67.55
1 1/2	3633- 015	83.31
2	3633- 020	129.22
2 1/2	3633- 025	228.99
3	3633- 030	308.93
4	3633- 040	579.39

economy ball valves

Spears Compact Ball Valve

Description: In-line ball valve

Mounting: In any position

Maximum Fluid Pressure at 20°C: Sizes 1/2" to 2" - 16 bar; sizes 3" to 6" - 10 bar

Fluid Temperature Range: 0°C-60°C

Construction:

Body: PVC-U

Seals: EPDM or FPM

Seats: PTFE

End Connections: Solvent Sockets, NPT Female Threaded, Flanged ASA 150



Inch Solvent Cement Sockets

EPDM Seals PTFE Seats	1/2	2122-005	14.31
	3/4	2122-007	19.60
	1	2122-010	21.28
	1 1/4	2122-012	38.22
	1 1/2	2122-015	38.22
	2	2122-020	50.96
	3	2122-030	165.88
	4	2122-040	254.83
	6	2122-060	330.56

Inch Solvent Cement Sockets

FPM Seals PTFE Seats	1/2	2132-005	16.11
	3/4	2132-007	19.95
	1	2132-010	23.92
	1 1/4	2132-012	42.44
	1 1/2	2132-015	42.44
	2	2132-020	57.22
	3	2132-030	185.72
	4	2132-040	366.62
	6	2132-060	475.41

NPT Female Threaded Sockets

EPDM Seals PTFE Seats	1/2	2121-005	14.31
	3/4	2121-007	19.60
	1	2121-010	21.28
	1 1/4	2121-012	38.22
	1 1/2	2121-015	38.22
	2	2121-020	50.96
	3	2121-030	165.88
	4	2121-040	254.83

NPT Female Threaded Sockets

FPM Seals PTFE Seats	1/2	2131-005	16.11
	3/4	2131-007	19.95
	1	2131-010	23.92
	1 1/4	2131-012	42.44
	1 1/2	2131-015	42.44
	2	2131-020	57.22
	3	2131-030	185.72
	4	2131-040	366.62

Spears Utility Ball Valve

Description: In-line ball valve

Mounting: In any position

Maximum Fluid Pressure at 20°C: 10 bar

Fluid Temperature Range: 0°C-60°C

Construction:

Body: PVC-U (also available in white PVC-U)

Seals: EPDM

Seats: PTFE

End Connections: Solvent Sockets, NPT Female Threaded



NPT Threaded Sockets

EPDM Seals	1/2	2621-005G	6.68
	3/4	2621-007G	7.93
	1	2621-010G	10.76
	1 1/4	2621-012G	14.31
	1 1/2	2621-015G	21.76
	2	2621-020G	27.53

Inch Solvent Sockets

EPDM Seals	1/2	2622-005G	6.68
	3/4	2622-007G	7.93
	1	2622-010G	10.76
	1 1/4	2622-012G	14.31
	1 1/2	2622-015G	21.76
	2	2622-020G	27.53

economy ball valves

Praher Type S5 Ball Valve

Description: In-line double union ball valve for water or weak chemicals
Mounting: In any position
Maximum Fluid Pressure at 20°C: Sizes up to 2¹/₂"/75mm - 10 bar; 3"/90mm - 6 bar
Fluid Temperature Range: 0°C-60°C
Construction:
Body: PVC-U
Seals: EPDM or FPM
Seats: HDPE or PTFE
End Connections: Solvent Sockets, Solvent Spigots, BSP Female Threaded, HDPE Fusion Spigots



Economy Valve - HDPE Seats

Inch Solvent Cement Sockets			
EPDM Seals HDPE Seats	3/8"	120.012	12.26
	1/2"	122.880	12.26
	3/4"	122.881	13.11
	1"	122.882	19.36
	1 ¹ / ₄ "	122.883	20.91
	1 ¹ / ₂ "	122.884	28.25
	2"	122.885	35.58
	2 ¹ / ₂ "	122.147	108.31
	3"	122.886	143.65
MM Solvent Cement Sockets			
EPDM Seals HDPE Seats	16	120.011	12.26
	20	120.026	12.26
	25	120.041	13.11
	32	120.056	19.36
	40	120.071	20.91
	50	120.325	28.25
	63	120.326	35.58
	75	120.134	108.31
	90	120.713	143.65
BSP Threaded Sockets			
EPDM Seals HDPE Seats	3/8"	120.013	14.18
	1/2"	120.028	14.18
	3/4"	120.043	15.75
	1"	120.058	22.73
	1 ¹ / ₄ "	120.073	25.01
	1 ¹ / ₂ "	120.091	32.46
	2"	120.120	40.76
	2 ¹ / ₂ "	120.136	122.02
	3"	120.264	163.47

Standard Valve - PTFE Seats

Inch Solvent Cement Sockets			
EPDM Seals PTFE Seats	3/8"	120.002	16.95
	1/2"	120.017	16.95
	3/4"	122.074	19.12
	1"	122.070	20.44
	1 ¹ / ₄ "	122.078	27.77
	1 ¹ / ₂ "	120.077	34.98
	2"	120.107	47.36
	2 ¹ / ₂ "	120.124	113.95
	3"	120.000	153.27
MM Solvent Cement Sockets			
EPDM Seals PTFE Seats	16	120.001	16.95
	20	120.016	16.95
	25	120.031	19.12
	32	120.046	20.44
	40	120.061	27.77
	50	120.076	34.98
	63	120.106	47.36
	75	120.124	113.95
	90	120.266	153.27
BSP Threaded Sockets			
EPDM Seals PTFE Seats	3/8"	120.003	18.75
	1/2"	120.018	18.75
	3/4"	120.033	22.01
	1"	120.048	23.80
	1 ¹ / ₄ "	120.063	31.86
	1 ¹ / ₂ "	120.082	39.43
	2"	120.108	52.89
	2 ¹ / ₂ "	120.126	127.41
	3"	120.263	173.70

Spears Single Union Ball Valve

Description: In-line ball valve with one union connection
Mounting: In any position
Maximum Fluid Pressure at 20°C: Sizes 1¹/₂" - 2" 16 bar; sizes 3" - 4" - 10 bar
Fluid Temperature Range: 0°C - 60°C
Construction:
Body: PVC-U (Also available in white PVC-U)
Seals: EPDM or FPM
Seats: PTFE
End Connections: Solvent Sockets, NPT Female Threaded



Inch Solvent Cement Sockets			
EPDM Seals PTFE Seats	1/2"	2422- 005G	14.90
	3/4"	2422- 007G	18.75
	1"	2422- 010G	22.12
	1 ¹ / ₄ "	2422- 012G	30.66
	1 ¹ / ₂ "	2422- 015G	30.66
	2"	2422- 020G	44.71
	3"	2422- 030G	173.70
	4"	2422- 040G	325.75

Inch Solvent Cement Sockets			
FPM Seals PTFE Seats	1/2"	2432- 005G	16.59
	3/4"	2432- 007G	20.91
	1"	2432- 010G	24.52
	1 ¹ / ₄ "	2432- 012G	34.03
	1 ¹ / ₂ "	2432- 015G	34.03
	2"	2432- 020G	49.65
	3"	2432- 030G	200.15
	4"	2432- 040G	354.60

ASV Stubbe Compact 16 Ball Valve

Description: In-line one-piece ball valve
Mounting: In any position
Maximum Fluid Pressure at 20°C: Sizes 20 to 110 - 10 bar; sizes 140 to 160 - 6 bar.
Fluid Temperature Range: 0°C-60°C
Construction:
Body: PVC-U
Ball: PE
Seals: EPDM or FPM
Seats: CSM or PTFE
End Connections: Flanged BS4504 EN1072 PN10 (PP Steel Core Flanges)
Features: Low maintenance, compact style. Full bore in all sizes.



Flanged PN10

	20/1/2	-	
EPDM Seals	25/3/4	44 510	51.18
CSM Seats	32/1	51 640	63.20
	40/1 1/4	51 641	80.14
	50/1 1/2	51 642	98.57
	63/2	51 643	124.78
	75/2 1/4	51 644	186.60
	90/3	51 645	235.83
	110/4	51 646	307.38
	140/5	51 647	374.35
	160/6	51 854	457.92

Flanged PN10

	20/1/2	67 959	50.71
FPM Seals	25/3/4	67 960	59.53
PTFE Seats	32/1	67 961	72.53
	40/1 1/4	67 962	91.70
	50/1 1/2	67 963	115.62
	63/2	64 044	145.96
	75/2 1/4	62 299	207.21
	90/3	61 349	253.00
	110/4	61 157	318.25
	140/5	67 964	444.18
	160/6	57 675	469.37

Praher Laboratory Ball Valve

Description: In-line ball valve with accessories
Mounting: In any position
Maximum Fluid Pressure at 20°C: 10 bar
Fluid Temperature Range: 0°C-60°C
Construction:
Body: PVC-U
Seals: EPDM or FPM
Seats: PTFE
End Connections: BSP or NPT Threaded

BSP male x BSP female EPDM seals	1/4"	122.353	18.51
NPT male x NPT female EPDM seals	1/4"	122.355	18.51
BSP male x BSP female FPM seals	1/4"	122.354	22.96
NPT male x NPT female FPM seals	1/4"	122.356	22.96
BSP hose nozzle	1/4"	14.1144	3.55
NPT hose nozzle	1/4"	14.0203	3.55
BSP male x BSP female EPDM seals	3/8 x 1/4"	122.751	18.51
BSP male x BSP female FPM seals	3/8 x 1/4"	122.757	22.96



Durapipe VKD Double Union Ball Valve

Description: In-line double union ball valve

Mounting: In any position

Maximum Fluid Pressure at 20°C: 16 bar

Fluid Temperature Range: 0°C - 60°C

Construction:

Body: PVC-U

Seals: EPDM or FPM

Seats: PTFE

End Connections: Solvent Sockets

Features: Safe blocked unions, multi-functional handle, easy actuator mounting platform and bracketing points included

Options: Electric or pneumatic actuation



Inch Solvent Cement Sockets

EPDM Seals PTFE Seats	3/8	H0 DKE 101	35.02
	1/2	H0 DKE 102	36.46
	3/4	H0 DKE 103	42.96
	1	H0 DKE 104	51.90
	1 1/4	H0 DKE 105	66.03
	1 1/2	H0 DKE 106	85.33
	2	H0 DKE 107	108.27
	2 1/2	H0 DKE 108	233.28
	3	H0 DKE 109	279.94
	4	H0 DKE 110	384.91

Inch Solvent Cement Sockets

FPM Seals PTFE Seats	1/2	H0 DKF 102	43.53
	3/4	H0 DKF 103	51.61
	1	H0 DKF 104	64.43
	1 1/4	H0 DKF 105	78.13
	1 1/2	H0 DKF 106	102.49
	2	H0 DKF 107	140.54
	2 1/2	H0 DKF 108	279.94
	3	H0 DKF 109	344.09
	4	H0 DKF 110	437.40

MM Solvent Cement Sockets

EPDM Seals PTFE Seats	16	H0 DKE 305	35.02
	20	H0 DKE 306	36.51
	25	H0 DKE 307	42.98
	32	H0 DKE 308	51.87
	40	H0 DKE 309	66.02
	50	H0 DKE 310	85.29
	63	H0 DKE 311	108.31
	75	H0 DKE 312	233.28
	90	H0 DKE 313	279.94
	110	H0 DKE 314	384.91

MM Solvent Cement Sockets

FPM Seals PTFE Seats	20	H0 DKF 306	43.53
	25	H0 DKF 307	51.61
	32	H0 DKF 308	64.43
	40	H0 DKF 309	78.13
	50	H0 DKF 310	102.49
	63	H0 DKF 311	140.54
	75	H0 DKF 312	279.94
	90	H0 DKF 313	344.09
	110	H0 DKF 314	437.40

BSP Female Threaded

EPDM Seals PTFE Seats	1/2	H0 DKE B02	39.21
	3/4	H0 DKE B03	46.56
	1	H0 DKE B04	57.09
	1 1/4	H0 DKE B05	74.35
	1 1/2	H0 DKE B06	97.01
	2	H0 DKE B07	123.54
	2 1/2	H0 DKE B08	240.72
	3	H0 DKE B09	305.60

BSP Female Threaded

FPM Seals PTFE Seats	1/2	H0 DKF B02	46.28
	3/4	H0 DKF B03	55.21
	1	H0 DKF B04	69.62
	1 1/4	H0 DKF B05	86.45
	1 1/2	H0 DKF B06	114.17
	2	H0 DKF B07	155.81
	2 1/2	H0 DKF B08	287.38
	3	H0 DKF B09	369.75

Durapipe VKD Valve Actuator Bracket

Size	Dimensions	Code	Price
3/8"/16	F03-04 x 11mm sq	KTP QCP EF	27.85
1/2"/20	F03-04 x 11mm sq	KTP QCP EF	27.85
3/4"/25	F03-05 x 11mm sq	KTP QCP GG	29.54
3/4"/25	F04 x 11mm sq	KTP QCP G4	29.54
1"/32	F03-05 x 11mm sq	KTP QCP HH	29.54
1"/32	F04 x 11mm sq	KTP QCP H4	29.54
1 1/4"/40	F05-07 x 14mm sq	KTP QCP II	33.76
1 1/2"/50	F05-07 x 14mm sq	KTP QCP JJ	33.76
2"/63	F05-07 x 14mm sq	KTP QCP LL	35.87

Praher Type S4 T-Port Ball Valve

Description: In-line horizontal T-port 3-way ball valve with lockable handle and union ends
Mounting: In any position
Maximum Fluid Pressure at 20°C: 16 bar
Fluid Temperature Range: 0°C-60°C
Construction:
Body: PVC-U
Seals: EPDM or FPM
Seats: PTFE
End Connections: Solvent Sockets, BSP Female Thread, HDPE Fusion Spigots
Option: Silicon-free



Inch Solvent Cement Unions

EPDM Seals	3/8"	12.0629	55.53
	1/2"	12.0631	55.53
PTFE Seats	3/4"	12.2995	56.50
	1"	12.2195	56.50
	1 1/4"	12.2997	86.68
	1 1/2"	12.2752	86.68
	2"	12.2754	108.79

MM Solvent Cement Unions

EPDM Seals	16	12.0625	55.53
	20	12.0627	55.53
PTFE Seats	25	12.1816	56.50
	32	12.1774	56.50
	40	12.2714	86.68
	50	12.2715	86.68
	63	12.2716	108.79

BSP Threaded Sockets

EPDM Seals	3/8"	12.0634	65.34
	1/2"	12.0636	65.34
PTFE Seats	3/4"	12.0638	66.59
	1"	12.1815	66.59
	1 1/4"	12.0939	99.95
	1 1/2"	12.0940	101.44
	2"	12.0941	132.80

Inch Solvent Cement Unions

FPM Seals	3/8"	12.0674	73.56
	1/2"	12.0676	73.56
PTFE Seats	3/4"	12.0671	76.21
	1"	12.0657	76.20
	1 1/4"	12.0778	112.28
	1 1/2"	12.0773	113.23
	2"	12.0775	141.25

MM Solvent Cement Unions

FPM Seals	16	12.0667	73.56
	20	12.0669	73.56
PTFE Seats	25	12.1831	76.21
	32	12.0307	76.21
	40	12.0767	112.28
	50	12.0768	113.23
	63	12.0769	141.25

Durapipe TK 3-Way Ball Valve T-Port

Description: In-line horizontal T-Port 3-way ball valve
Mounting: In any position
Maximum Fluid Pressure at 20°C: 16 bar
Fluid Temperature Range: 0°C - 60°C
Construction:
Body: PVC-U
Seals: EPDM or FPM
Seats: PTFE
End Connections: Solvent Sockets
Options: L-Port; electric or pneumatic actuation



Inch Solvent Cement Sockets

EPDM Seals	1/2	H0 TKE 102	63.87
	3/4	H0 TKE 103	73.88
PTFE Seats	1	H0 TKE 104	91.00
	1 1/4	H0 TKE 105	102.25
	1 1/2	H0 TKE 106	124.93
	2	H0 TKE 107	162.26

MM Solvent Cement Sockets

EPDM Seals	20	H0 TKE 306	63.87
	25	H0 TKE 307	73.88
PTFE Seats	32	H0 TKE 308	91.00
	40	H0 TKE 309	102.25
	50	H0 TKE 310	124.93
	63	H0 TKE 311	162.26

Inch Solvent Cement Sockets

FPM Seals	1/2	H0 TKP 102	83.02
	3/4	H0 TKP 103	97.41
PTFE Seats	1	H0 TKP 104	118.07
	1 1/4	H0 TKP 105	130.37
	1 1/2	H0 TKP 106	226.33
	2	H0 TKP 107	283.45

MM Solvent Cement Sockets

FPM Seals	20	H0 TKP 306	83.02
	25	H0 TKP 307	97.41
PTFE Seats	32	H0 TKP 308	118.07
	40	H0 TKP 309	130.37
	50	H0 TKP 310	226.33
	63	H0 TKP 311	283.45

Praher Type S4 L-Port Ball Valve

Description: In-line horizontal L-port 3-way ball valve with lockable handle and union ends

Mounting: In any position

Maximum Fluid Pressure at 20°C: 16 bar

Fluid Temperature Range: 0°C-60°C

Construction:

Body: PVC-U

Seals: EPDM or FPM

Seats: PTFE

End Connections: Solvent Sockets, BSP Female Thread, HDPE Fusion Spigots

Option: Silicon-free



Inch Solvent Cement Unions

	Size	Code	Price
EPDM Seals PTFE Seats	3/8"	12.0630	55.53
	1/2"	12.0633	55.53
	3/4"	12.2996	56.50
	1"	12.1897	56.50
	1 1/4"	12.2998	86.68
	1 1/2"	12.2753	86.68
	2"	12.2755	108.79

Inch Solvent Cement Unions

	Size	Code	Price
FPM Seals PTFE Seats	3/8"	12.0675	73.56
	1/2"	12.0677	73.56
	3/4"	12.0672	76.21
	1"	12.0658	76.21
	1 1/4"	12.0779	112.28
	1 1/2"	12.0774	113.23
	2"	12.0776	141.25

MM Solvent Cement Unions

	Size	Code	Price
EPDM Seals PTFE Seats	16	12.0626	55.53
	20	12.0628	55.53
	25	12.1832	56.50
	32	12.1833	56.50
	40	12.2717	86.68
	50	12.2718	86.68
	63	12.2719	108.79

MM Solvent Cement Unions

	Size	Code	Price
FPM Seals PTFE Seats	16	12.0668	73.56
	20	12.0670	73.56
	25	12.1834	76.21
	32	12.1835	76.21
	40	12.0770	112.28
	50	12.0771	113.23
	63	12.0772	141.25

BSP Threaded Sockets

	Size	Code	Price
EPDM Seals PTFE Seats	3/8"	12.0635	65.34
	1/2"	12.0637	65.34
	3/4"	12.0942	66.59
	1"	12.1836	66.59
	1 1/4"	12.0937	99.95
	1 1/2"	12.2877	101.44
	2"	12.0606	132.80

Praher Valve Bracket for Type S4 T or L-Port Ball Valve



Size	Code	Price
3/8"/16	17.0042	18.40
1/2"/20	17.0042	18.40
3/4"/25	17.0022	19.60
1"/32	17.0022	19.60
1 1/4"/40	17.0001	22.12
1 1/2"/50	17.0001	22.12
2"/63	17.0018	24.76

Includes:

PVC-U Valve Bracket, Screws and Nuts



Valve shown complete with bracket

Spears 2000 Horizontal T-Port Ball Valve

Description: In-line horizontal 3-way T-port ball valve with lockable handle and union ends

Mounting: In any position

Maximum Fluid Pressure at 20°C: Sizes 1/2" to 2" - 16 bar; sizes 2 1/2" to 4" - 10 bar

Fluid Temperature Range: 0°C-60°C

Construction:

Body: PVC-U

Seals: EPDM or FPM

Seats: PTFE

End Connections: Solvent Sockets, NPT Female Threaded, Flanged ASA 150



Inch Solvent Cement Sockets

EPDM Seals PTFE Seats	1/2	5022T1-005	65.76
	3/4	5022T1-007	78.38
	1	5022T1-010	95.08
	1 1/4	5022T1-012	110.10
	1 1/2	5022T1-015	129.22
	2	5022T1-020	158.08
	2 1/2	5022T1-025	532.50
	3	5022T1-030	543.32
	4	5022T1-040	984.48

Inch Solvent Cement Sockets

FPM Seals PTFE Seats	1/2	5032T1-005	71.29
	3/4	5032T1-007	84.39
	1	5032T1-010	104.71
	1 1/4	5032T1-012	124.41
	1 1/2	5032T1-015	141.25
	2	5032T1-020	184.51
	2 1/2	5032T1-025	566.16
	3	5032T1-030	575.18
	4	5032T1-040	995.29

NPT Female Threaded

EPDM Seals PTFE Seats	1/2	5021T1-005SR	67.92
	3/4	5021T1-007SR	81.02
	1	5021T1-010SR	97.60
	1 1/4	5021T1-012SR	115.16
	1 1/2	5021T1-015SR	137.64
	2	5021T1-020SR	166.48
	2 1/2	5021T1-025SR	555.95
	3	5021T1-030SR	567.97
	4	5021T1-040SR	1010.91

NPT Female Threaded Sockets

FPM Seals PTFE Seats	1/2	5031T1-005SR	74.53
	3/4	5031T1-007SR	87.03
	1	5031T1-010SR	107.35
	1 1/4	5031T1-012SR	129.22
	1 1/2	5031T1-015SR	149.66
	2	5031T1-020SR	193.52
	2 1/2	5031T1-025SR	589.60
	3	5031T1-030SR	598.61
	4	5031T1-040SR	1021.73

Flanged ASA 150

EPDM Seals PTFE Seats	1/2	5023T1-005	134.63
	3/4	5023T1-007	140.64
	1	5023T1-010	200.15
	1 1/4	5023T1-012	378.64
	1 1/2	5023T1-015	390.07
	2	5023T1-020	506.67
	2 1/2	5023T1-025	889.51
	3	5023T1-030	901.53
	4	5023T1-040	1309.03

Flanged ASA 150

FPM Seals PTFE Seats	1/2	5033T1-005	140.64
	3/4	5033T1-007	148.45
	1	5033T1-010	218.77
	1 1/4	5033T1-012	400.88
	1 1/2	5033T1-015	408.10
	2	5033T1-020	531.91
	2 1/2	5033T1-025	1042.17
	3	5033T1-030	1046.97
	4	5033T1-040	1430.43

Spears 2000 Horizontal L-Port Ball Valve

Description: In-line horizontal 3-way L-port ball valve with lockable handle and union ends

Mounting: In any position

Maximum Fluid Pressure at 20°C: Sizes 1/2" to 2" - 16 bar; sizes 2 1/2" to 4" - 10 bar

Fluid Temperature Range: 0°C-60°C

Construction:

Body: PVC-U

Seals: EPDM or FPM

Seats: PTFE

End Connections: Solvent Sockets, NPT Female Threaded, Flanged ASA 150



Inch Solvent Cement Sockets

EPDM Seals PTFE Seats	1/2	5022L1-005	65.76
	3/4	5022L1-007	78.38
	1	5022L1-010	95.08
	1 1/4	5022L1-012	110.10
	1 1/2	5022L1-015	129.22
	2	5022L1-020	158.08
	2 1/2	5022L1-025	532.50
	3	5022L1-030	543.32
	4	5022L1-040	984.48

Inch Solvent Cement Sockets

FPM Seals PTFE Seats	1/2	5032L1-005	71.29
	3/4	5032L1-007	84.39
	1	5032L1-010	104.71
	1 1/4	5032L1-012	124.41
	1 1/2	5032L1-015	141.25
	2	5032L1-020	184.51
	2 1/2	5032L1-025	566.16
	3	5032L1-030	575.18
	4	5032L1-040	995.29

NPT Female Threaded

EPDM Seals PTFE Seats	1/2	5021L1-005SR	67.92
	3/4	5021L1-007SR	81.02
	1	5021L1-010SR	97.60
	1 1/4	5021L1-012SR	115.16
	1 1/2	5021L1-015SR	137.64
	2	5021L1-020SR	166.48
	2 1/2	5021L1-025SR	555.95
	3	5021L1-030SR	567.97
	4	5021L1-040SR	1010.91

NPT Female Threaded Sockets

FPM Seals PTFE Seats	1/2	5031L1-005SR	74.53
	3/4	5031L1-007SR	87.03
	1	5031L1-010SR	107.35
	1 1/4	5031L1-012SR	129.22
	1 1/2	5031L1-015SR	149.66
	2	5031L1-020SR	193.52
	2 1/2	5031L1-025SR	589.60
	3	5031L1-030SR	598.61
	4	5031L1-040SR	1021.73

Flanged ASA 150

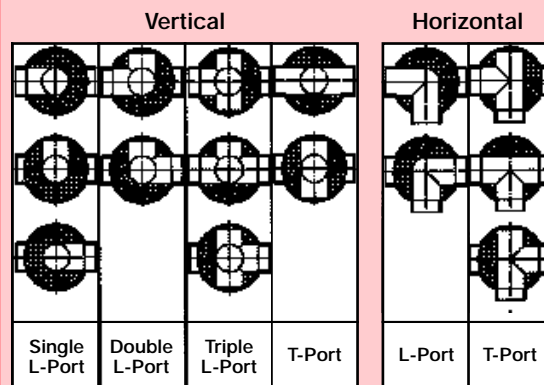
EPDM Seals PTFE Seats	1/2	5023L1-005	134.63
	3/4	5023L1-007	140.64
	1	5023L1-010	200.15
	1 1/4	5023L1-012	378.64
	1 1/2	5023L1-015	390.07
	2	5023L1-020	506.67
	2 1/2	5023L1-025	889.51
	3	5023L1-030	901.53
	4	5023L1-040	1309.03

Flanged ASA 150

FPM Seals PTFE Seats	1/2	5033L1-005	140.64
	3/4	5033L1-007	148.45
	1	5033L1-010	218.77
	1 1/4	5033L1-012	400.88
	1 1/2	5033L1-015	408.10
	2	5033L1-020	531.91
	2 1/2	5033L1-025	1042.17
	3	5033L1-030	1046.97
	4	5033L1-040	1430.43



3-Way Port Options



Spears 2000 Vertical T-Port Ball Valve

Description: In-line vertical 3-way T-port ball valve with lockable handle and union ends

Mounting: In any position

Maximum Fluid Pressure at 20°C: Sizes 1/2" to 2" - 16 bar; sizes 2 1/2" to 4" - 10 bar

Fluid Temperature Range: 0°C-60°C

Construction:

Body: PVC-U

Seals: EPDM or FPM

Seats: PTFE

End Connections: Solvent Sockets, NPT Female Threaded, Flanged ASA 150



Inch Solvent Cement Sockets

EPDM Seals
PTFE Seats

1/2	4722T1-005	65.39
3/4	4722T1-007	76.69
1	4722T1-010	93.28
1 1/4	4722T1-012	112.75
1 1/2	4722T1-015	130.42
2	4722T1-020	160.47
2 1/2	4722T1-025	562.55
3	4722T1-030	573.98
4	4722T1-040	992.88

Inch Solvent Cement Sockets

FPM Seals
PTFE Seats

1/2	4732T1-005	70.81
3/4	4732T1-007	83.67
1	4732T1-010	103.86
1 1/4	4732T1-012	133.42
1 1/2	4732T1-015	143.05
2	4732T1-020	185.72
2 1/2	4732T1-025	569.17
3	4732T1-030	579.39
4	4732T1-040	1002.51

NPT Threaded Sockets

EPDM Seals
PTFE Seats

1/2	4721T1-005SR	66.48
3/4	4721T1-007SR	79.33
1	4721T1-010SR	95.92
1 1/4	4721T1-012SR	118.04
1 1/2	4721T1-015SR	138.84
2	4721T1-020SR	169.48
2 1/2	4721T1-025SR	586.00
3	4721T1-030SR	597.42
4	4721T1-040SR	1019.33

NPT Threaded Sockets

FPM Seals
PTFE Seats

1/2	4731T1-005SR	71.88
3/4	4731T1-007SR	86.19
1	4731T1-010SR	106.38
1 1/4	4731T1-012SR	138.23
1 1/2	4731T1-015SR	151.45
2	4731T1-020SR	194.73
2 1/2	4731T1-025SR	592.60
3	4731T1-030SR	603.43
4	4731T1-040SR	1028.94

Flanged ASA 150

EPDM Seals
PTFE Seats

1/2	4723T1-005	135.23
3/4	4723T1-007	141.84
1	4723T1-010	202.54
1 1/4	4723T1-012	381.65
1 1/2	4723T1-015	396.08
2	4723T1-020	510.27
2 1/2	4723T1-025	893.11
3	4723T1-030	905.13
4	4723T1-040	1316.23

Flanged ASA 150

FPM Seals
PTFE Seats

1/2	4733T1-005	140.05
3/4	4733T1-007	147.85
1	4733T1-010	219.38
1 1/4	4733T1-012	403.29
1 1/2	4733T1-015	408.10
2	4733T1-020	532.50
2 1/2	4733T1-025	1040.96
3	4733T1-030	1048.18
4	4733T1-040	1378.74

Spears 2000 Vertical L-Port Ball Valve

Description: In-line vertical 3-way L-port ball valve with lockable handle and union ends

Mounting: In any position

Maximum Fluid Pressure at 20°C: Sizes 1/2" to 2"- 16 bar; sizes 2 1/2" to 4" - 10 bar

Fluid Temperature Range: 0°C-60°C

Construction:

Body: PVC-U

Seals: EPDM or FPM

Seats: PTFE

End Connections: Solvent Sockets, NPT Female Threaded, Flanged ASA 150



Inch Solvent Cement Sockets

EPDM Seals
PTFE Seats

1/2	4722L1-005	65.39
3/4	4722L1-007	76.69
1	4722L1-010	93.28
1 1/4	4722L1-012	112.75
1 1/2	4722L1-015	130.42
2	4722L1-020	160.47
2 1/2	4722L1-025	562.55
3	4722L1-030	573.98
4	4722L1-040	992.88

Inch Solvent Cement Sockets

FPM Seals
PTFE Seats

1/2	4732L1-005	70.81
3/4	4732L1-007	83.67
1	4732L1-010	103.86
1 1/4	4732L1-012	133.42
1 1/2	4732L1-015	143.05
2	4732L1-020	185.72
2 1/2	4732L1-025	569.17
3	4732L1-030	579.39
4	4732L1-040	1002.51

NPT Threaded Sockets

EPDM Seals
PTFE Seats

1/2	4721L1-005SR	66.48
3/4	4721L1-007SR	79.33
1	4721L1-010SR	95.92
1 1/4	4721L1-012SR	118.04
1 1/2	4721L1-015SR	138.84
2	4721L1-020SR	169.48
2 1/2	4721L1-025SR	586.00
3	4721L1-030SR	597.42
4	4721L1-040SR	1019.33

NPT Threaded Sockets

FPM Seals
PTFE Seats

1/2	4731L1-005SR	71.88
3/4	4731L1-007SR	86.19
1	4731L1-010SR	106.38
1 1/4	4731L1-012SR	138.23
1 1/2	4731L1-015SR	151.45
2	4731L1-020SR	194.73
2 1/2	4731L1-025SR	592.60
3	4731L1-030SR	603.43
4	4731L1-040SR	1028.94

Flanged ASA 150

EPDM Seals
PTFE Seats

1/2	4723L1-005	135.23
3/4	4723L1-007	141.84
1	4723L1-010	202.54
1 1/4	4723L1-012	381.65
1 1/2	4723L1-015	396.08
2	4723L1-020	510.27
2 1/2	4723L1-025	893.11
3	4723L1-030	905.13
4	4723L1-040	1316.23

Flanged ASA 150

FPM Seals
PTFE Seats

1/2	4733L1-005	140.05
3/4	4733L1-007	147.85
1	4733L1-010	219.38
1 1/4	4733L1-012	403.29
1 1/2	4733L1-015	408.10
2	4733L1-020	532.50
2 1/2	4733L1-025	1040.96
3	4733L1-030	1048.18
4	4733L1-040	1378.74

Additional L-Port Options

The Spears 2000 Vertical L-Port Ball Valve is also available at additional cost with:

- Double L-Port Function
- Triple L-Port Function

Please enquire for details and prices.



Praher Type S4 Butterfly Valve

Description: Wafer style butterfly valve
Mounting: In any position, between flanges to BS4504 EN1072 PN10
Maximum Fluid Pressure at 20°C: Sizes 3"/90mm to 5"/140mm - 10 bar; sizes 6"/160mm and 8"/225mm - 6 bar
Fluid Temperature Range: 0°C-60°C
Construction:
Body and Disc: PVC-U **Seals:** EPDM or FPM **Shaft:** Stainless Steel 304
End Connections: Flange mounted (flanges not included) **Option:** Silicon-free

Lever Operated

EPDM Seals	3/90	12.1919	135.23
	4/110	12.1892	147.85
	5/140	12.2001	174.90
	6/160	12.1871	200.74
	8/225	12.1872	256.64

FPM Seals	3/90	12.1923	233.80
	4/110	12.1924	254.83
	5/140	12.2192	302.32
	6/160	12.1925	346.79
	8/225	12.1926	443.56

Gear Operated


EPDM Seals	3/90	12.2322	427.33
	4/110	12.2321	440.56
	5/140	12.2320	486.83
	6/160	12.2319	498.85
	8/225	12.2318	568.56

FPM Seals	3/90	12.2393	460.98
	4/110	12.2394	476.62
	5/140	12.2395	537.31
	6/160	12.2396	542.73
	8/225	12.2397	626.26



Implex Economy Butterfly Valve

Description: Wafer style butterfly valve
Mounting: In any position
Maximum Fluid Pressure at 20°C: Sizes 2"/63mm to 125mm - 10 bar;
 Sizes 5"/140mm to 10"/250mm - 6 bar
Fluid Temperature Range: 0°C-60°C
Construction:
Body and Disc: PVC-U **Seals:** EPDM **Shaft:** Plated Steel **End Connections:** Flanged



Valve shown flanged style

Lever Operated

Wafer Style EPDM Seals	2/63	09626	87.63
	2 1/2/75	09627	91.12
	3/90	09628	103.74
	4/110	09629	114.08
	125	09630	131.03
	5/140	09631	135.23
	6/160	09632	155.67
	8/225	09633	224.49
	10/250	09634	430.93

Lever Operated

Flanged PN10 EPDM Seals	3	09044	138.84
	4	09045	158.67
	6	09048	274.67
	8	09049	388.86

Lever Operated

Flanged PN10 EPDM Seals	63	09640	91.84
	75	09641	99.05
	90	09642	138.84
	110	09643	158.67
	125	09644	189.33
	140	09645	207.36
	160	09646	274.67
	200	09647	388.86
	225	09648	388.86
	250	09649	768.11



Spears Butterfly Valve

Description: Wafer style butterfly valve
Mounting: In any position, between flanges to ASA 150
Maximum Fluid Pressure at 20°C: 10 bar
Fluid Temperature Range: 0°C-60°C
Construction:
Body and Disc: PVC-U
Disc: Glass Reinforced PVC-U
Seals: EPDM or FPM
Shaft: Stainless Steel 316
End Connections: Flange mounted (flanges not included)



Lever Operated

EPDM Seals	Size	Part No.	Price
	1 1/2	722311-015	164.68
	2	722311-020	168.89
	2 1/2	722311-025	178.50
	3	722311-030	179.71
	4	722311-040	191.73
	6	722311-060	283.68
	8	722311-080	536.11

FPM Seals	Size	Part No.	Price
	1 1/2	723311-015	270.46
	2	723311-020	276.47
	2 1/2	723311-025	290.90
	3	723311-030	305.93
	4	723311-040	329.97
	6	723311-060	462.19
	8	723311-080	595.01

Gear Operated


EPDM Seals	Size	Part No.	Price
	1 1/2	722321-015	477.21
	2	722321-020	483.83
	3	722321-030	498.25
	4	722321-040	522.89
	6	722321-060	628.66
	8	722321-080	848.64
	10	722321-100	1147.95
	12	722321-120	1581.88

FPM Seals	Size	Part No.	Price
	1 1/2	723321-015	667.13
	2	723321-020	673.14
	3	723321-030	710.40
	4	723321-040	727.23
	6	723321-060	953.22
	8	723321-080	1144.34
	10	723321-100	2535.11
	12	723321-120	4559.34

Also available bare shaft for remote or actuator mounting.
 Please enquire for details.

Durapipe FK Butterfly Valve

Description: Wafer style butterfly valve
Mounting: In any position, between flanges to BS4504 PN10; BS10 table D/E, or ASA 150
Maximum Fluid Pressure at 20°C: 10 bar
Fluid Temperature Range: 0°C - 60°C
Construction:
Body: Glass reinforced polypropylene
Disc: PVC-U
Seals: EPDM, FPM or NBR
End Connections: Flange mounted (Flanges not included)
Options: Lever or gear operation; electric or pneumatic actuation



Lever Operated

EPDM Seals	Size	Part No.	Price
	1 1/2/50	H0 FKE 106	114.48
	2/63	H0 FKE 107	120.75
	2 1/2/75	H0 FKE 108	132.62
	3/90	H0 FKE 109	146.16
	4/110	H0 FKE 110	177.02
	5/140	H0 FKE 111	229.20
	6/160	H0 FKE 112	281.83
	8/225	H0 FKE 113	419.47

Lever Operated

FPM Seals	Size	Part No.	Price
	1 1/2/50	H0 FKF 106	138.43
	2/63	H0 FKF 107	146.69
	2 1/2/75	H0 FKF 108	162.90
	3/90	H0 FKF 109	170.82
	4/110	H0 FKF 110	203.98
	5/140	H0 FKF 111	256.59
	6/160	H0 FKF 112	314.97
	8/225	H0 FKF 113	459.84

Gear Operated

EPDM Seals	Size	Part No.	Price
	2 1/2/75	HV FKE 108	328.33
	3/90	HV FKE 109	341.88
	4/110	HV FKE 110	372.73
	5/140	HV FKE 111	424.90
	6/160	HV FKE 112	477.53
	8/225	HV FKE 113	658.91
	10/250	HV FKE 114	1142.25
	12/315	HV FKE 115	1232.17

Gear Operated

FPM Seals	Size	Part No.	Price
	2 1/2/75	HV FKF 108	358.60
	3/90	HV FKF 109	366.54
	4/110	HV FKF 110	399.69
	5/140	HV FKF 111	452.29
	6/160	HV FKF 112	510.69
	8/225	HV FKF 113	699.26
	10/250	HV FKF 114	1950.49
	12/315	HV FKF 115	2111.78

Clamp Union Check Valve

Description: Swing Check Valve with Clamp Union Connections
Mounting: In any position
Maximum Fluid Pressure at 20°C: Sizes 2"/63mm to 5"/140mm 10 bar;
 size 6"/160mm - 6 bar
Fluid Temperature Range: 0°C-60°C
Construction:
Body and Disc: Polypropylene - Glass Fibre Reinforced
Seals: EPDM
End Connections: Clamp Unions in PVC-U or PE



Inch Clamp Union Connections

EPDM Seals			
	3	15120	168.74
	4	15121	185.10
	5	15023	410.60
	6	15127	454.44

MM Clamp Union Connections

EPDM Seals			
	90	15020	168.74
	110	15021	185.10
	125	15022	389.72
	140	15023	410.60
	160	15024	454.44

Clamp Union Sight Glass

Description: Clear Sight Glass with Clamp Union Connections
Mounting: In any position
Maximum Fluid Pressure at 20°C: Sizes 2"/63mm to 5"/140mm 10 bar;
 size 6"/160mm - 6 bar
Fluid Temperature Range: 0°C - 60°C
Construction:
Body: Clear PVC-U
Seals: EPDM
End Connections: Clamp Unions in PVC-U or PE



Inch Clamp Union Connections

EPDM Seals			
	3	18038	69.54
	4	18039	79.08
	5	18011	116.23
	6	18042	176.76

MM Clamp Union Connections

EPDM Seals			
	40	18004	43.87
	50	18005	43.87
	63	18006	52.97
	75	18007	65.06
	90	18008	69.54
	110	18009	79.08
	125	18010	91.03
	140	18011	116.23
	160	18012	176.76
	200	18013	260.47

Clamp Unions



PVC-U Inch Clamp Union Connections

1 1/4	10333	21.57
1 1/2	10334	23.24
2	10335	28.79
2 1/2	10336	35.56
3	10337	46.51
4	10338	51.16
5	10340	91.11
6	10341	107.66
8	10342	177.00

PVC-U MM Clamp Union Connections

40	10371	15.70
50	10372	19.02
63	10373	24.75
75	10374	30.63
90	10327	39.72
110	10328	47.19
125	10329	60.99
140	10330	80.75
160	10331	97.56
200	10332	166.97
225	10375	168.53

Clamp Union Butterfly Valve

Description: Butterfly Valve with Clamp Union Connections
Mounting: In any position
Maximum Fluid Pressure at 20°C: Sizes 2"/63mm to 5"/140mm 10 bar;
 size 6"/160mm - 6 bar
Fluid Temperature Range: 0°C-60°C
Construction:
Body and Disc: PVC-U
Seals: EPDM
Shaft: Plated Steel
End Connections: Clamp Unions in PVC-U or PE



Lever Operated
EPDM Seals

Inch Clamp Union Connections

3	19N012	150.86
4	19N013	171.89
5	19N025	224.78
6	19N016	298.10
8	19N017	404.13

MM Clamp Union Connections

Lever Operated
EPDM Seals

63	19N020	111.19
75	19N021	111.19
90	19N022	150.86
110	19N023	171.89
125	19N024	205.54
140	19N025	224.78
160	19N026	298.10
200	19N027	404.13
225	19N028	404.13



Lever Operated
EPDM Seals

Valve Only


63/75	19N001	100.17
90	19N002	108.90
110	19N003	119.73
125	19N004	137.64
140	19N005	141.84
160	19N006	163.47
200/225	19N007	238.25

Modular Product Design

The Netvic System® Clamp Union is a quick assembly unit that can be used to assemble PVC-U pipes or for easy connections to butterfly valves, sight glasses and check valves.

The compact design allows for installation in cramped conditions, where flanges would be too large.

Lightweight, the clamp union provides a significant weight saving over bolted flanges.



Praher Diaphragm Valve Mounting Plate

- Ensures clearance of union nut from mounting surface
- Complete with two fixing screws

Valve Size	Plate Thickness	Code	Price
20	16.0	14 0103	4.32
25	23.0	14 0102	4.32
32	23.0	14 0102	4.32
40	18.5	14 0123	7.03
50	23.5	14 0109	7.03
63	23.5	14 0109	7.03



Praher diaphragm valve shown with mounting plate

Praher Replacement Diaphragm

EPDM Diaphragm

20/1/2	05.0457	17.23
25/3/4	05.0457	17.23
32/1	05.0458	18.29
40/1 1/4	05.0459	20.89
50/1 1/2	05.0459	20.89
63/2	05.0460	21.71
75/2 1/2	12.0933	45.07
90/3	12.0933	45.07
110/4	12.0934	102.16
5	12.0934	102.16

EPDM/PTFE Diaphragm

20/1/2	05.0473	34.91
25/3/4	05.0473	34.91
32/1	05.0474	39.16
40/1 1/4	05.0475	48.60
50/1 1/2	05.0475	48.60
63/2	05.0476	54.98
75/2 1/2	12.0918	267.79
90/3	12.0918	267.79
110/4	12.0919	306.72
5	12.0919	306.72

FPM Diaphragm

20/1/2	05.0465	80.82
25/3/4	05.0465	80.82
32/1	05.0466	84.00
40/1 1/4	05.0467	92.96
50/1 1/2	05.0467	92.96
63/2	05.0468	197.01
75/2 1/2	12.0935	226.42
90/3	12.0935	226.42
110/4	12.0936	379.19
5	12.0936	379.19

Durapipe VM Diaphragm Valve

Description: In-line diaphragm valve with position indicator

Mounting: In any position

Maximum Fluid Pressure at 20°C: 10 bar

Fluid Temperature Range: 0°C - 60°C

Construction:

Body: PVC-U

Diaphragm: EPDM, FPM or PTFE

End Connections: Solvent Spigots



Inch Solvent Cement Spigots

EPDM Diaphragm	Spigot Size	Code	Price
1/2	H0 VME 202	49.22	
3/4	H0 VME 203	58.16	
1	H0 VME 204	72.34	
1 1/4	H0 VME 205	87.75	
1 1/2	H0 VME 206	116.92	
2	H0 VME 207	143.75	
2 1/2	H0 VME 208	269.91	
3	H0 VME 209	407.96	
4	H0 VME 210	572.24	

Inch Solvent Cement Spigots

FPM Diaphragm	Spigot Size	Code	Price
1/2	H0 VMF 202	65.16	
3/4	H0 VMF 203	76.69	
1	H0 VMF 204	91.68	
1 1/4	H0 VMF 205	112.30	
1 1/2	H0 VMF 206	147.31	
2	H0 VMF 207	182.21	
2 1/2	H0 VMF 208	331.55	
3	H0 VMF 209	484.35	
4	H0 VMF 210	680.39	

Inch Solvent Cement Spigots

PTFE Diaphragm	Spigot Size	Code	Price
1/2	H0 VMG 202	105.65	
3/4	H0 VMG 203	115.23	
1	H0 VMG 204	134.18	
1 1/4	H0 VMG 205	176.45	
1 1/2	H0 VMG 206	220.57	
2	H0 VMG 207	274.55	
2 1/2	H0 VMG 208	462.72	
3	H0 VMG 209	633.93	
4	H0 VMG 210	837.52	

MM Solvent Cement Spigots

EPDM Diaphragm	Spigot Size	Code	Price
20	H0 VME 406	49.16	
25	H0 VME 407	58.09	
32	H0 VME 408	72.36	
40	H0 VME 409	87.79	
50	H0 VME 410	128.15	
63	H0 VME 411	143.73	
75	H0 VME 412	269.92	
90	H0 VME 413	407.95	
110	H0 VME 414	572.27	

MM Solvent Cement Spigots

FPM Diaphragm	Spigot Size	Code	Price
20	H0 VMF 406	65.16	
25	H0 VMF 407	76.69	
32	H0 VMF 408	91.68	
40	H0 VMF 409	112.30	
50	H0 VMF 410	147.61	
63	H0 VMF 411	182.21	
75	H0 VMF 412	331.55	
90	H0 VMF 413	484.35	
110	H0 VMF 414	680.39	

MM Solvent Cement Spigots

PTFE Diaphragm	Spigot Size	Code	Price
20	H0 VMG 406	105.65	
25	H0 VMG 407	115.23	
32	H0 VMG 408	134.18	
40	H0 VMG 409	176.45	
50	H0 VMG 410	220.57	
63	H0 VMG 411	274.55	
75	H0 VMG 412	462.72	
90	H0 VMG 413	633.93	
110	H0 VMG 414	837.52	

Praher Type T4 Diaphragm Valve

Description: In-line diaphragm valve with position indicator

Mounting: In any position

Maximum Fluid Pressure at 20°C: 10 bar

Fluid Temperature Range: 0°C-60°C

Construction:

Body: PVC-U

Diaphragm: EPDM, FPM or PTFE (EPDM backed)

End Connections: Solvent Sockets, Solvent Spigots, Flanged BS4504 EN1072 PN10

Option: Silicon-free



Inch Solvent Cement Unions

EPDM Diaphragm

1/2	122 905	48.93
3/4	122 906	53.13
1	122 907	66.36
1 1/4	122 908	95.57
1 1/2	122 909	104.22
2	122 910	128.62

MM Solvent Cement Unions

EPDM Diaphragm

20	122 212	46.52
25	122 213	50.49
32	122 214	63.11
40	122 215	91.00
50	122 216	99.17
63	122 217	122.61

Inch Solvent Cement Unions

PTFE Diaphragm

1/2	122 926	101.21
3/4	122 927	106.02
1	122 928	121.40
1 1/4	122 929	171.89
1 1/2	122 930	186.92
2	122 931	236.21

MM Solvent Cement Unions

PTFE Diaphragm

20	122 832	96.41
25	122 833	100.98
32	122 834	115.52
40	122 835	163.47
50	122 836	177.90
63	122 837	224.78

Inch Solvent Cement Unions

FPM Diaphragm

1/2	122 911	101.21
3/4	122 912	106.02
1	122 913	121.40
1 1/4	122 914	171.89
1 1/2	122 915	186.92
2	122 916	236.21

MM Solvent Cement Unions

FPM Diaphragm

20	122 376	96.41
25	122 377	100.98
32	122 378	115.52
40	122 379	163.47
50	122 380	177.90
63	122 381	224.78

Flanged PN10

EPDM Diaphragm

1/2	12 0189	52.78
3/4	12 0190	58.54
1	12 0191	71.16
1 1/4	12 0192	108.43
1 1/2	12 0193	117.08
2	12 0194	144.85
2 1/2	12 0198	316.13
3	12 0200	375.64
4	12 0898	538.51
5	12 0899	673.14

Flanged PN10

PTFE Diaphragm

1/2	12 0212	103.86
3/4	12 0213	107.83
1	12 0216	128.03
1 1/4	12 0217	199.53
1 1/2	12 0218	207.95
2	12 0219	262.04
2 1/2	12 0227	498.85
3	12 0228	558.36
4	12 0896	744.07
5	12 0897	959.23

Flanged PN10

FPM Diaphragm

1/2	12 0202	103.86
3/4	12 0203	107.83
1	12 0205	128.03
1 1/4	12 0206	199.53
1 1/2	12 0208	207.95
2	12 0209	262.04
2 1/2	12 0210	498.85
3	12 0211	558.36
4	on application	on application
5	on application	on application

Spears Plug Gate Valve

Description: In-line gate (plug) valve
Mounting: In any position
Maximum Fluid Pressure at 20°C: 16 bar
Fluid Temperature Range: 0°C-60°C
Construction:
Body: PVC-U
Seats & Seals: EPDM, FPM or Buna-N
End Connections: Solvent Sockets, Reinforced NPT Female Threaded, Flanged
Features: Low profile, space saving design
 Plug-style wedge provides uniform sealing surface with positive shut-off
 Non-rising stem with patented strain-equalising threads



Inch Solvent Cement Sockets

EPDM Seals	Size	Part No.	Price
	1/2	5222- 005	16.11
	3/4	5222- 007	19.72
	1	5222- 010	23.45
	1 1/4	5222- 012	32.34
	1 1/2	5222- 015	41.59
	2	5222- 020	53.01

Inch Solvent Cement Sockets

FPM Seals	Size	Part No.	Price
	1/2	5232- 005	17.79
	3/4	5232- 007	20.80
	1	5232- 010	25.73
	1 1/4	5232- 012	35.58
	1 1/2	5232- 015	45.33
	2	5232- 020	55.29

NPT Female Threaded

Stainless Steel Reinforced

EPDM Seals	Size	Part No.	Price
	1/2	5221- 005 SR	17.79
	3/4	5221- 007 SR	22.12
	1	5221- 010 SR	26.68
	1 1/4	5221- 012 SR	37.63
	1 1/2	5221- 015 SR	50.72
	2	5221- 020 SR	62.74

NPT Female Threaded

Stainless Steel Reinforced

FPM Seals	Size	Part No.	Price
	1/2	5231- 005SR	19.36
	3/4	5231- 007SR	23.20
	1	5231- 010SR	29.09
	1 1/4	5231- 012SR	40.87
	1 1/2	5231- 015SR	54.34
	2	5231- 020SR	68.03

Flanged ASA 150

EPDM Seals	Size	Part No.	Price
	1/2	5223- 005	80.42
	3/4	5223- 007	90.28
	1	5223- 010	98.93
	1 1/4	5223- 012	113.23
	1 1/2	5223- 015	131.63
	2	5223- 020	156.27

Flanged ASA 150

FPM Seals	Size	Part No.	Price
	1/2	5233- 005	92.20
	3/4	5233- 007	103.02
	1	5233- 010	113.72
	1 1/4	5233- 012	134.63
	1 1/2	5233- 015	154.46
	2	5233- 020	167.09

ASV Stubbe Gauge Guard

- 1/4" and 1/2" BSP Female threaded connections
- Pressure rating 10 bar at 20°C
- EPDM backed PTFE diaphragm
- Isolates corrosive fluids from gauges
- NPT threaded connections also available

1/4	135533	38.75
1/2	135536	38.75



Please note: gauge not included.

Spears Diaphragm Valve

Description: In-line diaphragm valve with position indicator

Mounting: In any position

Maximum Fluid Pressure at 20°C: Sizes 1/2" to 2" - 16 bar (PTFE diaphragm - 10 bar); sizes 2 1/2" to 4" - 10 bar; size 6" - 6.5 bar; size 8" - 5 bar

Flanged valves (where size permits) - 10 bar

Fluid Temperature Range: 0°C-60°C

Construction:

Body: PVC-U

Seat: EPDM, FPM, PTFE (EPDM backed) or PTFE (FPM backed)

End Connections: Solvent Sockets, Solvent Spigots, NPT Female Threaded, Flanged

Features: Sizes 1/2" to 2" Solvent Socket valves also include NPT Female Threaded end connections



Inch Solvent Cement Unions

EPDM Diaphragm
EPDM Seals

1/2	2729- 005	61.54
3/4	2729- 007	69.84
1	2729- 010	86.06
1 1/4	2729- 012	129.22
1 1/2	2729- 015	135.83
2	2729- 020	160.47

Inch Solvent Cement Unions

FPM Diaphragm
FPM Seals

1/2	2739- 005	68.40
3/4	2739- 007	77.54
1	2739- 010	94.48
1 1/4	2739- 012	153.27
1 1/2	2739- 015	156.87
2	2739- 020	189.92

Inch Solvent Cement Unions

PTFE Diaphragm
EPDM Backed
EPDM Seals

1/2	2729T- 005	97.98
3/4	2729T- 007	104.71
1	2729T- 010	151.45
1 1/4	2729T- 012	207.95
1 1/2	2729T- 015	221.78
2	2729T- 020	253.03

Inch Solvent Cement Unions

PTFE Diaphragm
FPM Backed
FPM Seals

1/2	2739VT- 005	134.63
3/4	2739VT- 007	145.44
1	2739VT- 010	185.12
1 1/4	2739VT- 012	249.43
1 1/2	2739VT- 015	258.44
2	2739VT- 020	323.96

Flanged ASA 150

EPDM Diaphragm
EPDM Seals

1/2	2723- 005	98.21
3/4	2723- 007	110.35
1	2723- 010	124.41
1 1/4	2723- 012	168.89
1 1/2	2723- 015	170.69
2	2723- 020	203.15
2 1/2	2723- 025	340.18
3	2723- 030	454.37
4	2723- 040	629.87
6	2723- 060	1602.32
8	2723- 080	3055.59

Flanged ASA 150

FPM Diaphragm
FPM Seals

1/2	2733- 005	106.27
3/4	2733- 007	113.11
1	2733- 010	138.84
1 1/4	2733- 012	186.92
1 1/2	2733- 015	190.52
2	2733- 020	216.97
2 1/2	2733- 025	388.86
3	2733- 030	504.86
4	2733- 040	686.36
6	2733- 060	1780.22
8	2733- 080	3204.63

Flanged ASA 150

PTFE Diaphragm
EPDM Backed
EPDM Seals

1/2	2793T- 005	134.63
3/4	2793T- 007	145.44
1	2793T- 010	185.12
1 1/4	2793T- 012	249.43
1 1/2	2793T- 015	258.44
2	2793T- 020	289.69
2 1/2	2793T- 025	537.31
3	2793T- 030	704.39
4	2793T- 040	976.06
6	2793T- 060	2526.69
8	2793T- 080	3749.17

Flanged ASA 150

PTFE Diaphragm
FPM Backed
FPM Seals

1/2	2793VT- 005	147.26
3/4	2793VT- 007	164.09
1	2793VT- 010	207.36
1 1/4	2793VT- 012	275.27
1 1/2	2793VT- 015	286.69
2	2793VT- 020	331.17
2 1/2	2793VT- 025	615.45
3	2793VT- 030	778.92
4	2793VT- 040	1084.24
6	2793VT- 060	2775.51
8	2793VT- 080	4211.95

Spears Globe Valve

Description: In-line globe throttling valve

Mounting: In any position

Maximum Fluid Pressure at 20°C: 10 bar

Fluid Temperature Range: 0°C-60°C

Construction:

Body: PVC-U

Seals: EPDM or FPM

Stem and Plug: PVC-U

End Connections: Flanged ASA 150

Features: Fully serviceable, excellent flow regulating characteristics.

Suitable for vacuum use.



Flanged ASA 150

EPDM Seals

2 1/2	6023- 025	290.21
3	6023- 030	290.21
4	6023- 040	376.64
6	6023- 060	580.41

Flanged ASA 150

FPM Seals

2 1/2	6033- 025	322.83
3	6033- 030	322.83
4	6033- 040	413.85
6	6033- 060	591.86

Spears Y-Pattern Valve

Description: In-line Y-Pattern throttling valve

Mounting: In any position

Maximum Fluid Pressure at 20°C: Sizes 1/2" to 2" - 10 bar; sizes 2 1/2" to 4" - 6 bar

Fluid Temperature Range: 0°C-60°C

Construction:

Body: PVC-U (grey or clear)

Seat: EPDM or FPM

End Connections: Solvent Sockets, Reinforced NPT Female Threaded, Flanged

Features: Globe valve design provides proportional opening to seating disc travel for more accurate flow control

Special semi-rigid seating disc eliminates vibration for more accurate flow control

Y-Pattern reduces flow restriction over standard globe valve



Inch Solvent Cement Sockets

Grey Body EPDM	1/2	1722- 005	59.75
	3/4	1722- 007	69.96
	1	1722- 010	83.79
	1 1/4	1722- 012	102.06
	1 1/2	1722- 015	137.04
	2	1722- 020	194.14
	3	1722- 030	417.71
	4	1722- 040	709.20

Inch Solvent Cement Sockets

Grey Body FPM	1/2	1732- 005	63.11
	3/4	1732- 007	74.66
	1	1732- 010	89.56
	1 1/4	1732- 012	112.39
	1 1/2	1732- 015	144.85
	2	1732- 020	206.75
	3	1732- 030	454.37
	4	1732- 040	771.71

Inch Solvent Cement Sockets

Clear Body EPDM	1/2	1722- 005CL	74.66
	3/4	1722- 007CL	87.51
	1	1722- 010CL	104.71
	1 1/4	1722- 012CL	128.03
	1 1/2	1722- 015CL	170.69
	2	1722- 020CL	242.81
	3	1722- 030CL	522.29
	4	1722- 040CL	855.91

Inch Solvent Cement Sockets

Clear Body FPM	1/2	1732- 005CL	78.85
	3/4	1732- 007CL	93.28
	1	1732- 010CL	111.91
	1 1/4	1732- 012CL	140.64
	1 1/2	1732- 015CL	180.91
	2	1732- 020CL	258.44
	3	1732- 030CL	567.97
	4	1732- 040CL	965.24

NPT Female Threaded

Stainless Steel Reinforced

Grey Body EPDM	1/2	1721- 005 SR	62.02
	3/4	1721- 007 SR	73.45
	1	1721- 010 SR	88.35
	1 1/4	1721- 012 SR	120.81
	1 1/2	1721- 015 SR	148.45
	2	1721- 020 SR	209.16
	3	1721- 030 SR	448.36
	4	1721- 040 SR	741.66

NPT Female Threaded

Stainless Steel Reinforced

Grey Body FPM	1/2	1731- 005 SR	65.39
	3/4	1731- 007 SR	78.02
	1	1731- 010 SR	94.13
	1 1/4	1731- 012 SR	127.41
	1 1/2	1731- 015 SR	155.07
	2	1731- 020 SR	219.38
	3	1731- 030 SR	485.63
	4	1731- 040 SR	804.17

Flanged ASA 150

Grey Body EPDM	1/2	1723- 005	83.79
	3/4	1723- 007	96.41
	1	1723- 010	113.60
	1 1/4	1723- 012	133.42
	1 1/2	1723- 015	167.69
	2	1723- 020	235.60
	3	1723- 030	459.18
	4	1723- 040	911.14

Flanged ASA 150

Grey Body FPM	1/2	1733- 005	87.15
	3/4	1733- 007	100.98
	1	1733- 010	118.17
	1 1/4	1733- 012	142.44
	1 1/2	1733- 015	175.49
	2	1733- 020	247.02
	3	1733- 030	495.85
	4	1733- 040	966.44

economy gate valves

Valterra Slide Gate Valve

Description: In-line manually operated slide gate valve

Mounting: In any position

Maximum Fluid Pressure at 20°C: 1½"/50mm - 3.4 bar; 2"/63mm - 2.5 bar; 3"/90mm - 2 bar; 4"/110mm - 1.4 bar; 6" & 8" - 1 bar

Fluid Temperature Range: 0°C-40°C

Construction:

Body: ABS or PVC-U

Seals: Santopreme

Paddle: Polypropylene or Stainless Steel

End Connections: Solvent Socket, Solvent Spigot, NPT Threaded



Inch or mm Solvent Cement Sockets

Size	Connections	Colour	Body	Sockets	Paddle	Handle	Code	Price
1½"	Socket x Socket	Black	ABS	ABS	Polypropylene	Plastic	I7101	12.14
1½"	Socket x Socket	White	ABS	PVC-U	Polypropylene	Plastic	I6101	12.14
50mm	Socket x Socket	Grey	PVC-U	PVC-U	Polypropylene	Plastic	I8101	12.14
2"	Socket x Socket	Black	ABS	ABS	Polypropylene	Plastic	I7201	17.63
2"	Socket x Socket	White	ABS	PVC-U	Polypropylene	Plastic	I6201	17.63
2"	Socket x Socket	Black	ABS	ABS	Stainless Steel	Plastic	I5201	26.10
63mm	Socket x Socket	Grey	PVC-U	PVC-U	Polypropylene	Plastic	I8201	17.63
3"	Socket x Socket	Black	ABS	ABS	Polypropylene	Plastic	I7301	23.01
3"	Socket x Socket	White	ABS	PVC-U	Polypropylene	Plastic	I6301	23.01
3"	Socket x Socket	Black	ABS	ABS	Stainless Steel	Plastic	I5301	31.37
90mm	Socket x Socket	Grey	PVC-U	PVC-U	Polypropylene	Plastic	I8301	23.01
4"	Socket x Socket	Grey	PVC-U	PVC-U	Stainless Steel	Metal	I6401	86.43
110mm	Socket x Socket	Grey	PVC-U	PVC-U	Polypropylene	Plastic	I8401	86.43
6"	Socket x Socket	White	PVC-U	PVC-U	Stainless Steel	Metal	I6601	327.41
160mm	Socket x Socket	White	PVC-U	PVC-U	Stainless Steel	Metal	I8601	327.41
8"	Socket x Socket	White	PVC-U	PVC-U	Stainless Steel	Metal	I6801	447.62



Low Cost Flow Control

The Valtterra Slide Gate Valve is a simple "pull to open, push to close" valve designed for low pressure applications. In addition to the valve, a range of optional end connections and fittings is also available. Please enquire for details.

Ball Float Valve

Description: Liquid level control valve

Mounting: In a horizontal position

Maximum Fluid Pressure at 20°C: 10 bar

Fluid Temperature Range: 0°C-60°C

Construction:

Body: Polypropylene

Arm: Polypropylene

Float: Polypropylene

End Connections: BSP male threaded



1/2	03500102	23.50
1	03500104	94.00
1½	03500106	118.00

Spears Gate Valve

Description: In-line gate valve with non rising stem
Mounting: In any position
Maximum Fluid Pressure at 20°C: Sizes up to 2" - 14 bar; 3" - 10 bar; 4" - 6 bar
Fluid Temperature Range: 0°C-60°C
Construction:
Body: PVC-U
Gate: Polypropylene
Seals: EPDM or FPM
Bonnet: PVC-U except 4" which is Stainless Steel 316
End Connections: Solvent Sockets, BSP or NPT Threaded, Flanged.



Inch Solvent Cement Sockets

EPDM Seals	1/2	2022- 005	16.83
	3/4	2022- 007	19.72
	1	2022- 010	23.45
	1 1/4	2022- 012	32.34
	1 1/2	2022- 015	41.59
	2	2022- 020	53.01
	3	2022- 030	310.12
	4	2022- 040	614.24

BSP Threaded Sockets

EPDM Seals	1/2	2025- 005	16.11
	3/4	2025- 007	19.72
	1	2025- 010	23.45
	1 1/4	2025- 012	32.34
	1 1/2	2025- 015	41.59
	2	2025- 020	53.01

MM Solvent Cement Sockets

EPDM Seals	20	2024- 005	16.11
	25	2024- 007	19.72
	32	2024- 010	23.45
	40	2024- 012	32.34
	50	2024- 015	41.59
	63	2024- 020	53.01

Flanged ASA 150

EPDM Seals	1/2	2023- 005	80.42
	3/4	2023- 007	90.28
	1	2023- 010	98.93
	1 1/4	2023- 012	113.23
	1 1/2	2023- 015	131.63
	2	2023- 020	156.27
	2 1/2	2023- 025	471.20
	3	2023- 030	471.20
4	2023- 040	770.50	

Inch Solvent Cement Sockets

FPM Seals	1/2	2032- 005	17.79
	3/4	2032- 007	20.80
	1	2032- 010	25.73
	1 1/4	2032- 012	35.58
	1 1/2	2032- 015	45.33
	2	2032- 020	58.18
	3	2032- 030	340.78
	4	2032- 040	675.55

BSP Threaded Sockets

FPM Seals	1/2	2035- 005	17.79
	3/4	2035- 007	20.80
	1	2035- 010	25.73
	1 1/4	2035- 012	35.58
	1 1/2	2035- 015	45.33
	2	2035- 020	58.18

MM Solvent Cement Sockets

FPM Seals	20	2034- 005	17.79
	25	2034- 007	20.80
	32	2034- 010	25.73
	40	2034- 012	35.58
	50	2034- 015	45.33
	63	2034- 020	58.18

Flanged ASA 150

FPM Seals	1/2	2033- 005	92.20
	3/4	2033- 007	103.02
	1	2033- 010	113.72
	1 1/4	2033- 012	134.63
	1 1/2	2033- 015	154.46
	2	2033- 020	167.09
	2 1/2	2033- 025	518.08
	3	2033- 030	518.08
4	2033- 040	847.44	

Spears Needle Valve

Description: Globe or Angle pattern flow control valve
Mounting: In any position
Maximum Fluid Pressure at 20°C: 16 bar
Fluid Temperature Range: 0°C-60°C
Construction:
Body: PVC-U
Seal: PTFE
End Connections: Female NPT Threaded
Feature: Built-in panel or bracket mounting nut



Globe Pattern Valve

1/4	5591- 002	48.33
3/8	5591- 003	48.33

Angle Pattern Valve

1/4	5691- 002	48.33
3/8	5691- 003	48.33



Spears True Union 2000 Industrial Ball Check Valve

Description: In-line ball check valve

Mounting: Vertical

Maximum Fluid Pressure at 20°C: Sizes 1/2" to 2" - 16 bar; sizes 2 1/2" to 6" - 10 bar

All sizes flanged - 10 bar

Fluid Temperature Range: 0°C-60°C

Construction:

Body: PVC-U

Seals: EPDM or FPM

End Connections: Solvent Sockets, Solvent Spigots,

NPT Female Threaded, Reinforced NPT Female Threaded, Flanged

Features: Sizes 1/2" to 2" Solvent Socket valves also include NPT Female Threaded end connections

All valves are assembled with Silicon-free, water soluble lubricant



Inch Solvent Cement Sockets

EPDM Seals	Size	Part No.	Price
	1/2	4529-005	25.13
	3/4	4529-007	29.93
	1	4529-010	35.58
	1 1/4	4529-012	52.06
	1 1/2	4529-015	59.75
	2	4529-020	81.50
	2 1/2	4522-025	197.74
	3	4522-030	197.74
	4	4522-040	370.83
	6	4522-060	1456.87

Inch Solvent Cement Sockets

FPM Seals	Size	Part No.	Price
	1/2	4539-005	28.37
	3/4	4539-007	31.62
	1	4539-010	39.67
	1 1/4	4539-012	58.30
	1 1/2	4539-015	66.24
	2	4539-020	90.63
	2 1/2	4532-025	210.36
	3	4532-030	210.36
	4	4532-040	390.66
	6	4532-060	1614.34

Inch Solvent Cement Spigots

EPDM Seals	Size	Part No.	Price
	1/2	4527-005	25.13
	3/4	4527-007	29.93
	1	4527-010	35.58
	1 1/4	4527-012	52.06
	1 1/2	4527-015	59.75
	2	4527-020	81.50
	2 1/2	4527-025	197.74
	3	4527-030	197.74
	4	4527-040	370.83
	6	4527-060	1456.87

Inch Solvent Cement Spigots

FPM Seals	Size	Part No.	Price
	1/2	4537-005	28.37
	3/4	4537-007	31.62
	1	4537-010	39.67
	1 1/4	4537-012	58.30
	1 1/2	4537-015	66.24
	2	4537-020	90.63
	2 1/2	4537-025	210.36
	3	4537-030	210.36
	4	4537-040	390.66
	6	4537-060	1614.34

Flanged ASA 150

EPDM Seals	Size	Part No.	Price
	1/2	4523-005	35.47
	3/4	4523-007	42.79
	1	4523-010	50.72
	1 1/4	4523-012	62.74
	1 1/2	4523-015	86.55
	2	4523-020	122.61
	2 1/2	4523-025	253.03
	3	4523-030	354.01
	4	4523-040	479.01
	6	4523-060	2293.49

Flanged ASA 150

FPM Seals	Size	Part No.	Price
	1/2	4533-005	44.48
	3/4	4533-007	53.25
	1	4533-010	62.02
	1 1/4	4533-012	81.02
	1 1/2	4533-015	94.00
	2	4533-020	125.02
	2 1/2	4533-025	294.50
	3	4533-030	411.70
	4	4533-040	555.95
	6	4533-060	2661.32

Spears Foot Valve Screen

Description: Foot valve screen for Spears ball check valve

Fluid Temperature Range: 0°C-60°C

Construction:

Body: PVC-U

End Connections: Solvent Spigot



Inch Solvent Cement Spigots

Size	Part No.	Price
1/2	FVS-005	30.66
3/4	FVS-007	36.31
1	FVS-010	44.23
1 1/4	FVS-012	64.31
1 1/2	FVS-015	67.80
2	FVS-020	76.45
2 1/2	FVS-025	105.18
3	FVS-030	108.18
4	FVS-040	128.03



Praher Type S4 Check (Non-Return) Valve

Description: In-line spring weighted cone check valve
Mounting: In any position
Maximum Fluid Pressure at 20°C: Sizes up to 2 1/2"/75mm - 16 bar;
 3"/90mm - 10 bar; 4"/110mm - 6 bar
Fluid Temperature Range: 0°C-60°C
Construction:
Body: PVC-U
Seals: EPDM or FPM
Spring: Stainless Steel (optional PTFE sleeve)
End Connections: Solvent Sockets, Solvent Spigots, BSP Threaded, HDPE Fusion Spigots

Inch Solvent Cement Sockets

EPDM Seals			
	3/8	12.1940	22.24
	1/2	12.0278	23.45
	3/4	12.2076	28.02
	1	12.2072	33.18
	1 1/4	12.2080	40.87
	1 1/2	12.1109	49.05
	2	12.1110	66.48
	2 1/2	12.1098	138.84
	3	12.1900	171.30
	4	12.2805	227.79

Inch Solvent Cement Sockets

FPM Seals			
	3/8	12.2651	26.92
	1/2	12.2652	28.02
	3/4	12.2653	33.78
	1	12.2654	40.15
	1 1/4	12.2655	48.93
	1 1/2	12.2656	58.30
	2	12.2657	76.93
	2 1/2	12.1099	159.87
	3	12.2648	203.15
	4	12.4569	268.66

MM Solvent Cement Sockets

EPDM Seals			
	16	12.1069	22.24
	20	12.1088	23.45
	25	12.1090	28.02
	32	12.1092	33.18
	40	12.1094	40.87
	50	12.1041	49.05
	63	12.1042	66.48
	75	12.1098	138.84
	90	12.1043	171.30
	110	12.2291	227.79

MM Solvent Cement Sockets

FPM Seals			
	16	12.1087	26.92
	20	12.1089	28.02
	25	12.1091	33.78
	32	12.1093	40.15
	40	12.1095	48.93
	50	12.1096	58.30
	63	12.1097	76.93
	75	12.1099	159.87
	90	12.1100	203.15
	110	12.2388	268.66

MM Solvent Cement Spigots

EPDM Seals			
	16	12.1204	22.24
	20	12.1208	23.45
	25	12.1210	28.02
	32	12.1212	33.18
	40	12.1214	40.87
	50	12.1216	49.05
	63	12.1206	66.48
	75	12.1218	138.23
	90	12.1220	171.30

MM Solvent Cement Spigots

FPM Seals			
	16	12.1205	26.92
	20	12.1209	28.02
	25	12.1211	33.78
	32	12.1213	40.15
	40	12.1215	48.93
	50	12.1217	58.30
	63	12.1207	76.93
	75	12.1219	159.87
	90	12.1221	203.15

BSP Female Threaded

EPDM Seals			
	3/8	12.1186	24.65
	1/2	12.1188	25.85
	3/4	12.1190	31.02
	1	12.1192	36.54
	1 1/4	12.1194	44.95
	1 1/2	12.1196	54.34
	2	12.1198	73.81
	2 1/2	12.1200	151.45
	3	12.1202	191.13

BSP Female Threaded

FPM Seals			
	3/8	12.1187	29.33
	1/2	12.1189	30.53
	3/4	12.1191	37.03
	1	12.1193	43.76
	1 1/4	12.1195	53.37
	1 1/2	12.1197	63.95
	2	12.1199	84.62
	2 1/2	12.1201	173.10
	3	12.1203	222.98

Optional End Connections

The S4 check valve is also available with the following end connections:

- PVC-U Flanges
- PVC-U Solvent Cement Spigots
- PE Fusion Spigots

Durapipe SR Single Union Ball Check Valve

Description: In-line ball check valve
Mounting: Vertical
Maximum Fluid Pressure at 20°C: 16 bar
Fluid Temperature Range: 0°C - 60°C
Construction:
Body: PVC-U
Seals: EPDM or FPM
End Connections: Male solvent spigot x female solvent union
Options: FPM seals



Inch Solvent Spigot x Socket

EPDM Seals			
	1/2	H0 SRE 102	39.31
	3/4	H0 SRE 103	45.04
	1	H0 SRE 104	48.44
	1 1/4	H0 SRE 105	58.46
	1 1/2	H0 SRE 106	71.25
	2	H0 SRE 107	102.25

MM Solvent Spigot x Socket

EPDM Seals			
	20	H0 SRE 306	39.37
	25	H0 SRE 307	44.97
	32	H0 SRE 308	48.44
	40	H0 SRE 309	58.46
	50	H0 SRE 310	71.25
	63	H0 SRE 311	102.25

Inch Solvent Spigot x Socket

FPM Seals			
	1/2	H0 SRF 102	46.28
	3/4	H0 SRF 103	49.66
	1	H0 SRF 104	57.24
	1 1/4	H0 SRF 105	69.87
	1 1/2	H0 SRF 106	90.55
	2	H0 SRF 107	138.35

MM Solvent Spigot x Socket

FPM Seals			
	20	H0 SRF 306	46.28
	25	H0 SRF 307	49.66
	32	H0 SRF 308	57.24
	40	H0 SRF 309	69.87
	50	H0 SRF 310	90.55
	63	H0 SRF 311	138.35

Durapipe VA Air Release Valve

Description: In-line air release valve
Mounting: In a vertical position
Maximum Fluid Pressure at 20°C: 16 bar
Fluid Temperature Range: 0°C - 60°C
Construction:
Body: PVC-U
Seals: EPDM or FPM
End Connections: Solvent Sockets or BSP Female Threaded



Inch Solvent Cement Sockets

EPDM Seals			
	1/2	H0 VAE 102	53.68
	3/4	H0 VAE 103	62.02
	1	H0 VAE 104	76.31
	1 1/4	H0 VAE 105	82.59
	1 1/2	H0 VAE 106	110.91
	2	H0 VAE 107	150.09

MM Solvent Cement Sockets

EPDM Seals			
	20	H0 VAE 306	76.97
	25	H0 VAE 307	54.19
	32	H0 VAE 308	89.80
	40	H0 VAE 309	70.92
	50	H0 VAE 310	127.56
	63	H0 VAE 311	124.98

Inch Solvent Cement Sockets

FPM Seals			
	1/2	H0 VAF 102	55.37
	3/4	H0 VAF 103	59.23
	1	H0 VAF 104	68.17
	1 1/4	H0 VAF 105	93.16
	1 1/2	H0 VAF 106	117.53
	2	H0 VAF 107	164.73

MM Solvent Cement Sockets

FPM Seals			
	20	H0 VAF 306	55.37
	25	H0 VAF 307	59.23
	32	H0 VAF 308	68.17
	40	H0 VAF 309	93.16
	50	H0 VAF 310	117.53
	63	H0 VAF 311	164.73

Praher Type S4 Air Release Valve

Description: In-line air release valve

Mounting: In a vertical position

Maximum Fluid Pressure at 20°C: Sizes up to 2¹/₂"/75mm - 16 bar;

3"/90mm - 10 bar; 4"/110mm - 6 bar

Fluid Temperature Range: 0°C-60°C

Construction:

Body: PVC-U

Seals: EPDM or FPM

Cone: PVC-U

End Connections: Solvent Sockets, Solvent Spigots, BSP Threaded, HDPE Fusion Spigots



Inch Solvent Cement Sockets

EPDM Seals

3/8	12.0303	19.12
1/2	12.2701	20.32
3/4	12.2130	21.76
1	12.2131	24.76
1 ¹ / ₄	12.2132	33.42
1 ¹ / ₂	12.2831	45.80
2	12.2011	63.71
2 ¹ / ₂	12.1276	135.23
3	12.0099	165.88
4	12.2999	221.78

Inch Solvent Cement Sockets

FPM Seals

3/8	12.0803	23.80
1/2	12.0804	25.01
3/4	12.0805	27.64
1	12.0806	31.74
1 ¹ / ₄	12.0807	41.59
1 ¹ / ₂	12.0808	55.06
2	12.0809	74.17
2 ¹ / ₂	12.1277	156.27
3	12.0811	197.14
4	12.0812	263.25

MM Solvent Cement Sockets

EPDM Seals

16	12.1262	19.12
20	12.1264	20.32
25	12.1266	21.76
32	12.1268	24.76
40	12.1270	33.42
50	12.1272	45.80
63	12.1274	63.71
75	12.1276	135.23
90	12.1278	165.88
110	12.2391	221.78

MM Solvent Cement Sockets

FPM Seals

16	12.1263	23.80
20	12.1265	25.01
25	12.1267	27.64
32	12.1269	31.74
40	12.1271	41.59
50	12.1273	55.06
63	12.1275	74.17
75	12.1277	156.27
90	12.1279	197.14
110	12.2392	263.25

MM Solvent Cement Spigots

EPDM Seals

16	12.1459	19.12
20	12.1461	20.32
25	12.1463	21.76
32	12.1465	24.76
40	12.1467	33.42
50	12.1469	45.80
63	12.1471	63.71
75	12.1473	135.23
90	12.1475	165.88

MM Solvent Cement Spigots

FPM Seals

16	12.1460	23.80
20	12.1462	25.01
25	12.1464	27.64
32	12.1466	31.74
40	12.1468	41.59
50	12.1470	55.06
63	12.1472	74.17
75	12.1474	156.27
90	12.1476	197.14

BSP Female Threaded

EPDM Seals

3/8	12.1280	21.52
1/2	12.1282	22.60
3/4	12.1284	24.65
1	12.1286	27.89
1 ¹ / ₄	12.1288	37.26
1 ¹ / ₂	12.1290	50.96
2	12.1292	70.92
2 ¹ / ₂	12.1294	147.85
3	12.1296	185.12

BSP Female Threaded

FPM Seals

3/8	12.1281	26.33
1/2	12.1283	27.41
3/4	12.1285	30.53
1	12.1287	35.10
1 ¹ / ₄	12.1289	45.68
1 ¹ / ₂	12.1291	60.47
2	12.1293	81.74
2 ¹ / ₂	12.1295	170.10
3	12.1297	217.57



Spears Swing Check Valve

Description: In-line flanged swing (flap) check valve
Mounting: In any position
Maximum Fluid Pressure at 20°C: Sizes 3/4" to 4" - 10 bar; size 6" - 6.9 bar; size 8" - 4.8 bar
Fluid Temperature Range: 0°C-60°C
Construction:
Body: PVC-U
Seals: EPDM or FPM
End Connections: Flanged ASA 150
Features: Quick response, low closing pressure. Serviceable in-line.
Options: Arrow position indicator. Counter balanced flap.



Flanged ASA 150

EPDM Seals

3/4	4423- 007	299.31
1	4423- 010	344.99
1 1/2	4423- 015	463.39
2	4423- 020	570.97
2 1/2	4423- 025	796.95
3	4423- 030	796.95
4	4423- 040	1135.93
6	4423- 060	2157.66
8	4423- 080	4133.82

Flanged ASA 150

FPM Seals

3/4	4433- 007	332.37
1	4433- 010	382.25
1 1/2	4433- 015	479.01
2	4433- 020	634.68
2 1/2	4433- 025	940.00
3	4433- 030	940.00
4	4433- 040	1333.07
6	4433- 060	2532.70
8	4433- 080	4831.00

Praher Type S4 Check (Non-Return) Valve - PTFE Sleeved Spring

Description: In-line spring weighted cone check valve with PTFE sleeved spring
Mounting: In any position
Maximum Fluid Pressure at 20°C: Sizes up to 2 1/2"/75mm - 16 bar; 3"/90mm - 10 bar; 4"/110mm - 6 bar
Fluid Temperature Range: 0°C-60°C
Construction:
Body: PVC-U **Seals:** EPDM or FPM **Spring:** Stainless Steel (PTFE Sleeved)
End Connections: Solvent Sockets, Solvent Spigots, BSP Threaded



MM Solvent Cement Sockets

EPDM Seals

16	12.1764	24.52
20	12.1765	25.73
25	12.1766	30.90
32	12.1767	36.54
40	12.1768	44.95
50	12.1769	53.85
63	12.1770	73.09
75	12.1771	152.66
90	12.1772	188.72
110	12.2721	250.02

MM Solvent Cement Sockets

FPM Seals

16	12.2116	29.57
20	12.2117	30.90
25	12.2118	37.26
32	12.2119	44.23
40	12.2120	53.85
50	12.2121	64.19
63	12.2122	84.75
75	12.2123	176.11
90	12.2124	223.58
110	12.2720	295.70

Inch Solvent Cement Sockets

EPDM Seals

3/8	12.1991	24.52
1/2	12.2196	25.73
3/4	12.2197	30.90
1	12.2198	36.54
1 1/4	12.2199	44.95
1 1/2	12.2200	53.85
2	12.1114	73.09
2 1/2	12.1759	152.66
3	12.1782	188.72
4	12.2981	250.02

Inch Solvent Cement Sockets

FPM Seals

3/8	12.2643	29.57
1/2	12.2154	30.90
3/4	12.2179	37.26
1	12.2180	44.23
1 1/4	12.2181	53.85
1 1/2	12.2182	64.19
2	12.2183	84.75
2 1/2	12.2249	176.11
3	12.2250	223.58
4	12.2251	295.70

Other end connections on request.



Praher Type S4 Foot Valve

Description: In-line foot valve with screen

Mounting: In a vertical position

Maximum Fluid Pressure at 20°C: Sizes up to 2 1/2"/75mm - 16 bar;

3"/90mm - 10 bar; 4"/110mm - 6 bar

Fluid Temperature Range: 0°C-60°C

Construction:

Body: PVC-U

Seals: EPDM or FPM

Cone: PVC-U (weighted)

End Connections: Solvent Sockets, Solvent Spigots, BSP Threaded, HDPE Spigots

Inch Solvent Cement Sockets

EPDM Seals

3/8	12.2873	21.16
1/2	12.2109	22.24
3/4	12.2110	25.73
1	12.2668	29.21
1 1/4	12.2129	37.39
1 1/2	12.1353	47.24
2	12.1360	65.12
2 1/2	12.1367	137.04
3	12.2105	168.89
4	12.2669	224.78

Inch Solvent Cement Sockets

FPM Seals

3/8	12.2874	25.73
1/2	12.1032	26.92
3/4	12.1033	31.49
1	12.1034	36.19
1 1/4	12.1035	45.56
1 1/2	12.1036	56.50
2	12.1037	75.61
2 1/2	12.1368	158.08
3	12.1039	200.15
4	12.1040	266.26

MM Solvent Cement Sockets

EPDM Seals

16	12.1323	21.16
20	12.1329	22.24
25	12.1335	25.73
32	12.1341	29.21
40	12.1347	37.39
50	12.1354	47.24
63	12.1361	65.15
75	12.1367	137.04
90	12.1373	168.89
110	12.2389	224.78

MM Solvent Cement Sockets

FPM Seals

16	12.1324	25.73
20	12.1330	26.92
25	12.1336	31.49
32	12.1342	36.19
40	12.1348	45.56
50	12.1355	56.50
63	12.1362	75.61
75	12.1368	158.08
90	12.1374	200.15
110	12.2390	266.26

MM Solvent Cement Spigots

EPDM Seals

16	12.1847	21.16
20	12.1849	22.24
25	12.1851	25.73
32	12.1853	29.21
40	12.1855	37.39
50	12.1858	47.24
63	12.1860	65.15
75	12.1862	137.04
90	12.1864	168.89

MM Solvent Cement Spigots

FPM Seals

16	12.1848	25.73
20	12.1850	26.92
25	12.1852	31.49
32	12.1854	36.19
40	12.1857	45.56
50	12.1859	56.50
63	12.1861	75.61
75	12.1863	158.08
90	12.1865	200.15

BSP Female Threaded

EPDM Seals

3/8	12.1321	23.45
1/2	12.1327	24.65
3/4	12.1333	28.61
1	12.1339	32.46
1 1/4	12.1345	41.35
1 1/2	12.1351	52.41
2	12.1358	72.37
2 1/2	12.1365	150.26
3	12.1371	188.13

BSP Female Threaded

FPM Seals

3/8	12.1322	28.25
1/2	12.1328	28.97
3/4	12.1334	34.62
1	12.1340	39.67
1 1/4	12.1346	49.77
1 1/2	12.1352	62.02
2	12.1359	83.18
2 1/2	12.1366	171.89
3	12.1372	220.58

Praher Type S4 Wafer Check Valve

Description: Wafer style flap check valve

Mounting: In any position, between flanges to BS4504 EN1072 PN10. Optional spring return for mounting in horizontal position or for pulsating flow

Maximum Fluid Pressure at 20°C: Sizes 40mm to 160mm - 10 bar; Sizes 225mm to 315mm - 6 bar

Fluid Temperature Range: 0°C-60°C

Construction:

Body: PVC-U

Seals: EPDM or FPM

Spring: Stainless Steel

End Connections: Flange mounted (flanges not included)



No Spring Return

EPDM Seals	Size	Code	Price
	1 1/4"/40	07.0001	60.23
	1 1/2"/50	07.0196	66.11
	2"/63	07.0036	77.41
	2 1/2"/75	07.0046	82.70
	3"/90	07.0056	87.15
	4"/110	07.0066	102.78
	5"/140	07.0076	123.21
	6"/160	07.0086	174.90
	8"/225	07.0096	361.81
	10"/280	07.0106	520.48
	12"/315	07.0116	697.18

No Spring Return

FPM Seals	Size	Code	Price
	1 1/4"/40	07.0002	88.71
	1 1/2"/50	07.0197	91.84
	2"/63	07.0038	107.71
	2 1/2"/75	07.0048	110.95
	3"/90	07.0058	128.03
	4"/110	07.0068	160.47
	5"/140	07.0078	189.92
	6"/160	07.0088	241.01
	8"/225	07.0098	441.15
	10"/280	07.0108	615.45
	12"/315	07.0118	788.53

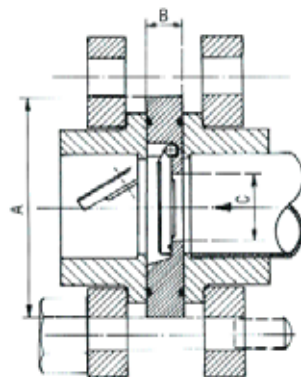
Stainless Steel Spring Return

EPDM Seals	Size	Code	Price
	1 1/4"/40	07.0003	92.56
	1 1/2"/50	07.0198	100.37
	2"/63	07.0037	110.10
	2 1/2"/75	07.0047	147.26
	3"/90	07.0057	157.46
	4"/110	07.0067	182.71
	5"/140	07.0077	207.95
	6"/160	07.0087	249.43
	8"/225	07.0097	464.60
	10"/280	07.0107	662.32
	12"/315	07.0117	873.89

Stainless Steel Spring Return

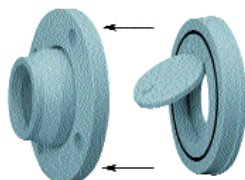
FPM Seals	Size	Code	Price
	1 1/4"/40	07.0004	152.07
	1 1/2"/50	07.0199	155.67
	2"/63	07.0039	164.09
	2 1/2"/75	07.0049	176.70
	3"/90	07.0059	200.15
	4"/110	07.0069	237.41
	5"/140	07.0079	277.07
	6"/160	07.0089	335.37
	8"/225	07.0099	494.03
	10"/280	07.0109	733.24
	12"/315	07.0119	964.04

Dimensions (mm)



D	DN	A	B	C
63	50	109	18	32
75	65	129	20	40
90	80	144	20	52
110	100	164	23	70
140	125	195	23	92
160	150	220	26	112
225	200	275	35	150
280	250	330	40	190
315	300	380	45	216

Installation Adaptor for Wafer Check Valve



Size	Code	Price
2"/63	07.2202	71.65
2 1/2"/75	07.2203	83.90
3"/90	07.2204	90.87
4"/110	07.2205	129.82
5"/140	07.2206	157.46
6"/160	07.2207	171.30
8"/225	07.2208	395.48
10"/280	07.2209	650.30
12"/315	07.2210	1171.99

Flange Mounting
Allows the valve to open fully
Will accommodate use with heavy wall pipes

Hidroten Wafer Check Valve

Description: Wafer style flap check valve
Mounting: In any position, between flanges to BS 4504 EN1072 PN10
 Spring return version for mounting in horizontal position or for pulsating flow
Maximum Fluid Pressure at 20°C: 16 bar
Fluid Temperature Range: 0°C-60°C
Construction:
Body: Polypropylene - Glass Fibre Reinforced
Diaphragm: EPDM
End Connections: Flange mounted (flanges not included)



No Spring Return

EPDM Seals			
	90	13002	113.47
	110	13003	126.82
	125	13004	149.06
	140	13005	176.11
	160	13006	223.58
	200	13007	298.10

Spring Return

EPDM Seals			
	90	13012	136.43
	110	13013	152.07
	125	13014	177.90
	140	13015	210.96
	160	13016	260.84
	200	13017	340.78

Spring Return and Position Indicator

EPDM Seals			
	90	13022	161.68
	110	13023	175.49
	125	13024	202.54
	140	13025	248.23
	160	13026	298.10
	200	13027	379.25

Praher Flange Mounted Wafer Check Valves

Occasionally the flange mounted wafer check valve will have restricted opening if it is mounted in a heavy wall pipe. For all installations in heavy wall pipes we recommend the use of the additional installation adaptor to ensure that the valve will open fully.

Spears Utility Swing Check Valve

Description: In-line swing (flap) check valve
Mounting: Horizontal or vertical (up-flow)
Maximum Fluid Pressure at 20°C: All sizes - 10 bar
Fluid Temperature Range: 0°C-60°C
Construction:
Body: White or Clear (transparent) PVC-U
Seat: EPDM
End Connections: Solvent Sockets, Solvent Cement Unions, NPT Female Threaded, Reinforced NPT Female Threaded
Features: Angled seat and weighted flap for low pressure sealing



Inch Solvent Cement Sockets

White PVC-U EPDM Seat	1/2	S1520- 05	13.71
	3/4	S1520- 07	13.71
	1	S1520- 10	14.31
	1 1/4	S1520- 12	14.79
	1 1/2	S1520- 15	15.62
	2	S1520- 20	24.28
	2 1/2	S1520- 25	40.39
	3	S1520- 30	44.95
4	S1520- 40	63.59	

Inch Solvent Cement Sockets

Clear PVC-U EPDM Seat	1/2	S1520C- 05	18.03
	3/4	S1520C- 07	18.40
	1	S1520C- 10	18.75
	1 1/4	S1520C- 12	19.60
	1 1/2	S1520C- 15	21.40
	2	S1520C- 20	30.66
	2 1/2	S1520C- 25	51.09
	3	S1520C- 30	56.86
4	S1520C- 40	76.45	

Inch Solvent Cement Unions

White PVC-U EPDM Seat	1/2	S1720- 05	13.22
	3/4	S1720- 07	13.59
	1	S1720- 10	16.23
	1 1/4	S1720- 12	17.07
	1 1/2	S1720- 15	18.75
	2	S1720- 20	28.13
	2 1/2	S1720- 25	46.77
	3	S1720- 30	59.75
4	S1720- 40	80.67	

Inch Solvent Cement Unions

Clear PVC-U EPDM Seat	1/2	S1720C- 05	15.62
	3/4	S1720C- 07	16.00
	1	S1720C- 10	19.12
	1 1/4	S1720C- 12	20.08
	1 1/2	S1720C- 15	24.52
	2	S1720C- 20	34.38
	2 1/2	S1720C- 25	56.38
	3	S1720C- 30	64.91
4	S1720C- 40	86.55	

NPT Female Threaded

White PVC-U EPDM Seat	1/2	S1520- 05F	13.71
	3/4	S1520- 07F	13.71
	1	S1520- 10F	14.31
	1 1/4	S1520- 12F	14.79
	1 1/2	S1520- 15F	15.62
	2	S1520- 20F	24.28
	2 1/2	S1520- 25F	40.39
	3	S1520- 30F	44.95
4	S1520- 40F	63.59	

NPT Female Threaded

Clear PVC-U EPDM Seat	1/2	S1520C- 05F	18.03
	3/4	S1520C- 07F	18.40
	1	S1520C- 10F	18.75
	1 1/4	S1520C- 12F	19.60
	1 1/2	S1520C- 15F	21.40
	2	S1520C- 20F	30.66
	2 1/2	S1520C- 25F	51.09
	3	S1520C- 30F	56.86
4	S1520C- 40F	76.45	

NPT Female Threaded

Stainless Steel Reinforced

White PVC-U EPDM Seat	1/2	S1520- 05F SR	15.87
	3/4	S1520- 07F SR	15.87
	1	S1520- 10F SR	17.44
	1 1/4	S1520- 12F SR	21.76
	1 1/2	S1520- 15F SR	27.64
	2	S1520- 20F SR	37.26
	2 1/2	S1520- 25F SR	44.71
	3	S1520- 30F SR	79.57
4	S1520- 40F SR	99.53	

NPT Female Threaded

Stainless Steel Reinforced

Clear PVC-U EPDM Seat	1/2	S1520C- 05F SR	20.19
	3/4	S1520C- 07F SR	21.52
	1	S1520C- 10F SR	23.08
	1 1/4	S1520C- 12F SR	26.68
	1 1/2	S1520C- 15F SR	33.31
	2	S1520C- 20F SR	43.64
	2 1/2	S1520C- 25F SR	71.29
	3	S1520C- 30F SR	91.48
4	S1520C- 40F SR	112.39	

Spears Utility Spring Check Valve

Description: In-line spring assisted (flap) check valve

Mounting: Horizontal or vertical (up-flow)

Maximum Fluid Pressure at 20°C: All sizes - 10 bar

Fluid Temperature Range: 0°C-60°C

Construction:

Body: White or Clear (transparent) PVC-U

Seat: EPDM

End Connections: Solvent Sockets, Solvent Cement Unions, NPT Female Threaded, Reinforced NPT Female Threaded

Features: Body design allows maximum flow. Quick response and positive shut-off.



Inch Solvent Cement Sockets

White PVC-U
EPDM Seat

1/2	S1580- 05	26.10
3/4	S1580- 07	29.53
1	S1580- 10	30.79
1 1/4	S1580- 12	32.05
1 1/2	S1580- 15	34.11
2	S1580- 20	35.72
2 1/2	S1580- 25	63.42
3	S1580- 30	66.17
4	S1580- 40	93.87

Inch Solvent Cement Sockets

Clear PVC-U
EPDM Seat

1/2	S1580C- 05	26.90
3/4	S1580C- 07	30.45
1	S1580C- 10	31.72
1 1/4	S1580C- 12	33.08
1 1/2	S1580C- 15	35.03
2	S1580C- 20	36.29
2 1/2	S1580C- 25	65.37
3	S1580C- 30	68.12
4	S1580C- 40	96.74

Inch Solvent Cement Unions

White PVC-U
EPDM Seat

1/2	S1780- 05	34.68
3/4	S1780- 07	39.38
1	S1780- 10	40.98
1 1/4	S1780- 12	42.70
1 1/2	S1780- 15	45.56
2	S1780- 20	47.39
2 1/2	S1780- 25	84.60
3	S1780- 30	88.15
4	S1780- 40	125.36

Inch Solvent Cement Unions

Clear PVC-U
EPDM Seat

1/2	S1780C- 05	35.83
3/4	S1780C- 07	40.64
1	S1780C- 10	42.24
1 1/4	S1780C- 12	44.07
1 1/2	S1780C- 15	46.70
2	S1780C- 20	48.08
2 1/2	S1780C- 25	87.12
3	S1780C- 30	90.90
4	S1780C- 40	129.36

NPT Female Threaded

White PVC-U
EPDM Seat

1/2	S1580- 05F	26.10
3/4	S1580- 07F	29.53
1	S1580- 10F	30.79
1 1/4	S1580- 12F	32.05
1 1/2	S1580- 15F	34.11
2	S1580- 20F	35.72
2 1/2	S1580- 25F	63.42
3	S1580- 30F	66.17
4	S1580- 40F	93.87

NPT Female Threaded

Clear PVC-U
EPDM Seat

1/2	S1580C- 05F	26.90
3/4	S1580C- 07F	30.45
1	S1580C- 10F	31.72
1 1/4	S1580C- 12F	33.08
1 1/2	S1580C- 15F	35.03
2	S1580C- 20F	36.29
2 1/2	S1580C- 25F	63.37
3	S1580C- 30F	68.12
4	S1580C- 40F	96.74

NPT Female Threaded

Stainless Steel Reinforced

White PVC-U
EPDM Seat

1/2	S1580- 05F SR	28.28
3/4	S1580- 07F SR	32.74
1	S1580- 10F SR	35.15
1 1/4	S1580- 12F SR	39.04
1 1/2	S1580- 15F SR	46.13
2	S1580- 20F SR	48.77
2 1/2	S1580- 25F SR	83.57
3	S1580- 30F SR	100.98
4	S1580- 40F SR	129.93

NPT Female Threaded

Stainless Steel Reinforced

Clear PVC-U
EPDM Seat

1/2	S1580C- 05F SR	29.19
3/4	S1580C- 07F SR	33.60
1	S1580C- 10F SR	36.06
1 1/4	S1580C- 12F SR	40.07
1 1/2	S1580C- 15F SR	47.05
2	S1580C- 20F SR	49.34
2 1/2	S1580C- 25F SR	85.52
3	S1580C- 30F SR	102.92
4	S1580C- 40F SR	132.80



Praher Type S4 Line Strainer

Description: In-line strainer with transparent body and union ends

Mounting: In any position

Maximum Fluid Pressure at 20°C: Sizes 3/8"/16mm to 2 1/2"/75mm - 16 bar;
3"/90mm - 10 bar

Fluid Temperature Range: 0°C-60°C

Construction:

Body: PVC-U Transparent

Seals: EPDM

Strainer: Polypropylene with 1.8mm mesh or Stainless Steel with 0.5mm, 0.75mm or 1mm mesh

End Connections: Solvent Socket, BSP Female Thread, HDPE Fusion Spigots

Inch Solvent Cement Unions

EPDM Seals
1.8mm Screen

3/8	12.0557	22.24
1/2	12.0558	23.45
3/4	12.0559	28.02
1	12.0560	33.18
1 1/4	12.0561	40.87
1 1/2	12.0562	49.05
2	12.0563	66.48
2 1/2	12.1708	138.84
3	12.0565	171.30
4	12.0350	227.79

MM Solvent Cement Unions

EPDM Seals
1.8mm Screen

16	12.1701	22.24
20	12.1702	23.45
25	12.1703	28.02
32	12.1704	33.18
40	12.1705	40.87
50	12.1706	49.05
63	12.1707	66.48
75	12.1708	138.84
90	12.1709	171.30
110	12.1710	227.79

Inch Solvent Cement Unions

EPDM Seals
no screen included

3/8	12.4735	20.80
1/2	12.4736	22.01
3/4	12.4737	26.92
1	12.4738	32.21
1 1/4	12.4739	39.67
1 1/2	12.4740	48.08
2	12.4741	66.11
2 1/2	12.4742	141.25
3	12.4743	173.10
4	12.0102	on application

MM Solvent Cement Unions

EPDM Seals
no screen included

16	12.4707	19.60
20	12.4708	20.80
25	12.4709	25.37
32	12.4710	30.53
40	12.4711	37.63
50	12.4712	45.68
63	12.4713	62.74
75	12.4714	134.04
90	12.4715	164.68
110	12.4716	220.58

Stainless Steel Screen*

0.5mm mesh

16/3/8	50606	9.68
20/1/2	50606	9.68
25/3/4	50608	12.15
32/1	50608	12.15
40/1 1/4	50609	13.71
50/1 1/2	50610	16.72
63/2	50611	19.36
75/2 1/2	50612	29.33
90/3	50613	35.71
110/4	50613	35.71

Stainless Steel Screen*

1mm mesh

16/3/8	50622	9.68
20/1/2	50622	9.68
25/3/4	50624	12.15
32/1	50624	12.15
40/1 1/4	50625	13.71
50/1 1/2	50626	16.72
63/2	50627	19.36
75/2 1/2	50628	29.33
90/3	50629	35.71
110/4	50629	35.71

Stainless Steel Screen*

0.75mm mesh

16/3/8	50614	9.68
20/1/2	50614	9.68
25/3/4	50616	12.15
32/1	50616	12.15
40/1 1/4	50617	13.71
50/1 1/2	50618	16.72
63/2	50619	19.36
75/2 1/2	50620	29.33
90/3	50621	35.71
110/4	50621	35.71

Filter Support for Stainless Steel Screen

16/3/8	14.1474	20.18
20/1/2	14.1474	20.18
25/3/4	14.1475	21.15
32/1	14.1476	21.15
40/1 1/4	14.1477	25.87
50/1 1/2	14.1478	28.52
63/2	14.1479	30.89
75/2 1/2	14.1480	39.79
90/3	14.1481	52.31
110/4	14.1481	52.31

* Note: A filter support is required for the stainless steel screen



Spears Y-Strainer

Description: In-line strainer with transparent or grey body

Mounting: In any position

Maximum Fluid Pressure at 20°C: 10 bar

Fluid Temperature Range: 0°C-60°C

Construction:

Body: PVC-U transparent or grey

Seals: EPDM or FPM

Strainer: PVC 20 mesh

End Connections: Solvent Socket

Options: PVC or stainless steel strainer - 8, 12, 20 or 30 mesh

PVC-U Grey Body

PVC-U Screen EPDM Seals			
1/2"	YS22P_-005		28.25
3/4"	YS22P_-007		33.54
1"	YS22P_-010		42.44
1 1/4"	YS22P_-012		53.01
1 1/2"	YS22P_-015		70.68
2"	YS22P_-020		88.35
3"	YS22P_-030		277.07
4"	YS22P_-040		484.42

PVC-U Transparent Body

PVC-U Screen EPDM Seals			
1/2"	YS22P_-005CL		31.08
3/4"	YS22P_-007CL		36.90
1"	YS22P_-010CL		46.68
1 1/4"	YS22P_-012CL		58.32
1 1/2"	YS22P_-015CL		77.74
2"	YS22P_-020CL		97.19
3"	YS22P_-030CL		290.93
4"	YS22P_-040CL		508.64

Prices are for PVC 20 mesh only.
Please enquire for alternative mesh strainers.

PVC-U Grey Body

PVC-U Screen FPM Seals			
1/2"	YS32P_-005		33.54
3/4"	YS32P_-007		37.50
1"	YS32P_-010		48.08
1 1/4"	YS32P_-012		58.79
1 1/2"	YS32P_-015		84.75
2"	YS32P_-020		105.90
3"	YS32P_-030		298.10
4"	YS32P_-040		521.69

PVC-U Transparent Body

PVC-U Screen FPM Seals			
1/2"	YS32P_-005CL		36.90
3/4"	YS32P_-007CL		41.26
1"	YS32P_-010CL		52.89
1 1/4"	YS32P_-012CL		64.67
1 1/2"	YS32P_-015CL		93.22
2"	YS32P_-020CL		116.49
3"	YS32P_-030CL		313.01
4"	YS32P_-040CL		547.78

Optional Mesh Codes

For stainless steel mesh, replace the letter 'P' with 'S'.

To specify the mesh size, add the following to the part number:

Mesh size	Hole size	Part Number
8	2.39mm	8
12	1.57mm	12
20	0.84mm	20
30	0.61mm	30

e.g. YS22P8 - 005

Durapipe RV Y-Type Strainer

Description: In-line sediment strainer

Mounting: In any position

Maximum Fluid Pressure at 20°C: 16 bar

Fluid Temperature Range: 0°C - 60°C

Construction:

Body: PVC-U

Seals: EPDM or FPM

Strainer: Stainless Steel

Inch Solvent Cement Unions

EPDM Seals			
1/2"	H0 UVE 102		31.58
3/4"	H0 UVE 103		34.39
1"	H0 UVE 104		46.54
1 1/4"	H0 UVE 105		56.29
1 1/2"	H0 UVE 106		77.58
2"	H0 UVE 107		109.16

Inch Solvent Cement Unions

FPM Seals			
1/2"	H0 UVF 102		42.78
3/4"	H0 UVF 103		47.66
1"	H0 UVF 104		62.04
1 1/4"	H0 UVF 105		70.14
1 1/2"	H0 UVF 106		112.20
2"	H0 UVF 107		147.03

MM Solvent Cement Unions

EPDM Seals			
20	H0 UVE 306		31.58
25	H0 UVE 307		35.01
32	H0 UVE 308		45.54
40	H0 UVE 309		56.34
50	H0 UVE 310		75.68
63	H0 UVE 311		109.16

MM Solvent Cement Unions

FPM Seals			
20	H0 UVF 306		42.78
25	H0 UVF 307		47.66
32	H0 UVF 308		62.04
40	H0 UVF 309		70.14
50	H0 UVF 310		112.20
63	H0 UVF 311		147.03

Also available in transparent PVC-U

