

TTGO115 | Travelmount® Windshield or Dash Mount for TomTom® GO™ Series



Package Contents:

- (1) CM014-2 - Mini windshield suction or dash mount
- (1) APTTGO520 - Adapter plate for TomTom GO™ Series
- (1) AP036 - Adhesive circular disc
- (1) Alcohol cleaning pad

TomTom Device Compatibility:

- TomTom GO 520 / 530 / 720 / 730 / 920 / 920T / 930

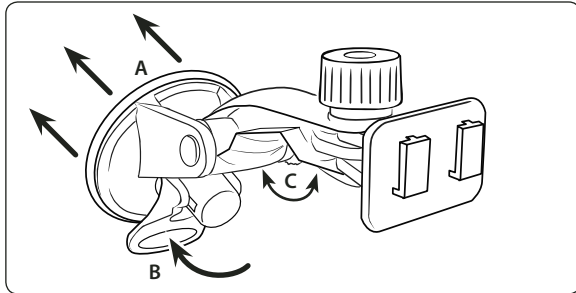
TomTom brand name and GO product name are trademarks, or registered trademarks of TomTom International NV. Arkon Resources, Inc. is not affiliated with TomTom International NV.



Do not place mount in or near an air bag deployment zone or where it will obstruct view of the road.

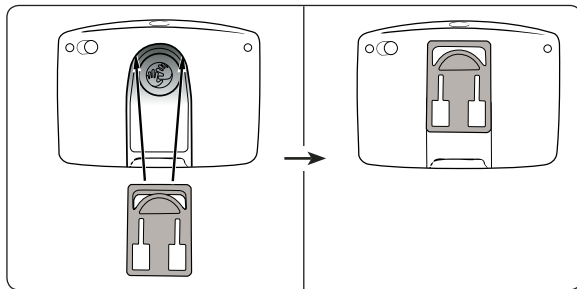
Windshield Mount Installation

- Step 1. Find a safe location on the interior of the vehicle's windshield to mount the pedestal. Firmly push the suction base (A) against the windshield and flip the base lever down (B) to the locked position. See diagram below.
- Step 2. Adjust the angle of the pedestal arm by tightening the angle adjustment knob (C) at the base to the desired angle.



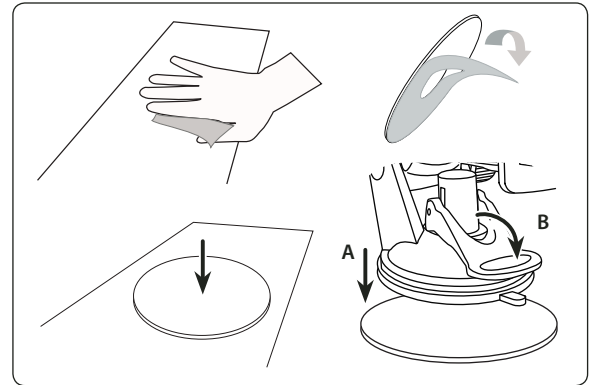
TomTom GO Adapter Plate Installation

- Step 1. Attach the adapter plate by sliding it up into the slot on the back of the TomTom GO 520, 530, 720, 730, 920, 920T or 930 device as shown. Attach the device as shown below.



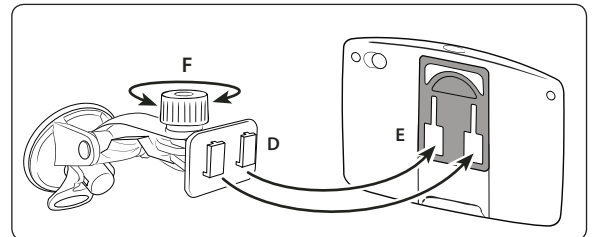
Dash or Console Mounting (Optional)

- Step 1. Find a safe location on the dash or console. Use the included alcohol pad to clean the mounting surface if necessary. Remove the paper backing on the adhesive disc and firmly press in place.
- Step 2. Place the pedestal's suction base (A) over the center of the circular disc. While firmly holding the pedestal on top of the disc, flip the base lever down (B) to the locked position.



TomTom GO Series Device Attachment

- Step 1. Attach the device and adapter plate to the mount by inserting the dual T-tabs of the mount (D) into the T-slots of the adapter plate (E). Adjust the angle of the head by tightening the head adjustment knob (F).



Safety Precautions

Do not install Arkon products over an air bag cover or within the air bag deployment zone. Arkon Resources, Inc. assumes no responsibility of liability for injury or death as a result of car crashes and/or air bag deployment.

Arkon is not responsible for any damages caused to your car, your device, or yourself due to the installation or use of this pedestal mount.

ARKON
RESOURCES INC.

The Mobile Mounting Specialists™

Consumer Hotline:

USA (800) 841-0884

INT'L (626) 254-9005

Monday - Friday 9am - 5pm, PST

www.arkon.com

Arcadia, CA 91006 USA

Designed in USA | Made in Taiwan

© Copyright 2009 Arkon Resources, Inc.