

Important Safety Instruction

CAUTION: Use of controls or adjustments or performance of procedures other than those specified herein may result in hazardous radiation exposure.

Please carefully study this manual and always keep it available. There are, however, some installation and operation precautions which you should be aware of.

(1) Read these instructions and the safety and operating instructions should be read before the product is operated.

(2) Keep these instructions. The safety and operating instructions should be retained for future reference.

(3) Read all warnings and warnings on the product and in the operating instructions should be adhered to.

(4) Follow all instructions. All operating and use instructions should be followed.

(5) Do not use this apparatus near water. The apparatus shall not be exposed to dripping or splashing and that no objects filled with liquids, such as vases, shall be placed on the apparatus.

(6) Clean only with dry cloth. Unplug this product from the wall outlet before cleaning. Do not use liquid or aerosol cleaners. Clean only with dry cloth.

(7) **CAUTION: A product that is meant for unattended service and that for some specific reason, such as the possibility of the loss of an authorization code for a CATV converter, is not intended to be unplugged by the user for cleaning or any other purpose, may include the reference to unplugging the product in the cleaning description otherwise required in 131.65.**

(8) Do not block any ventilation openings. Install in accordance with the manufacturer's instructions. Slots and openings in the cabinet are provided for ventilation and to ensure reliable operation of the product and to protect it from overheating, and these openings must not be blocked or covered. The openings should never be blocked by placing the product on a bed, sofa, rug, or other similar surface. This product should not be placed in a built-in installation such as a bookcase or rack unless proper ventilation is provided or the manufacturer's instructions have been adhered to.

(9) Do not install near any heat sources such as radiators, heat registers, stoves, or other apparatus (including amplifiers) that produce heat.

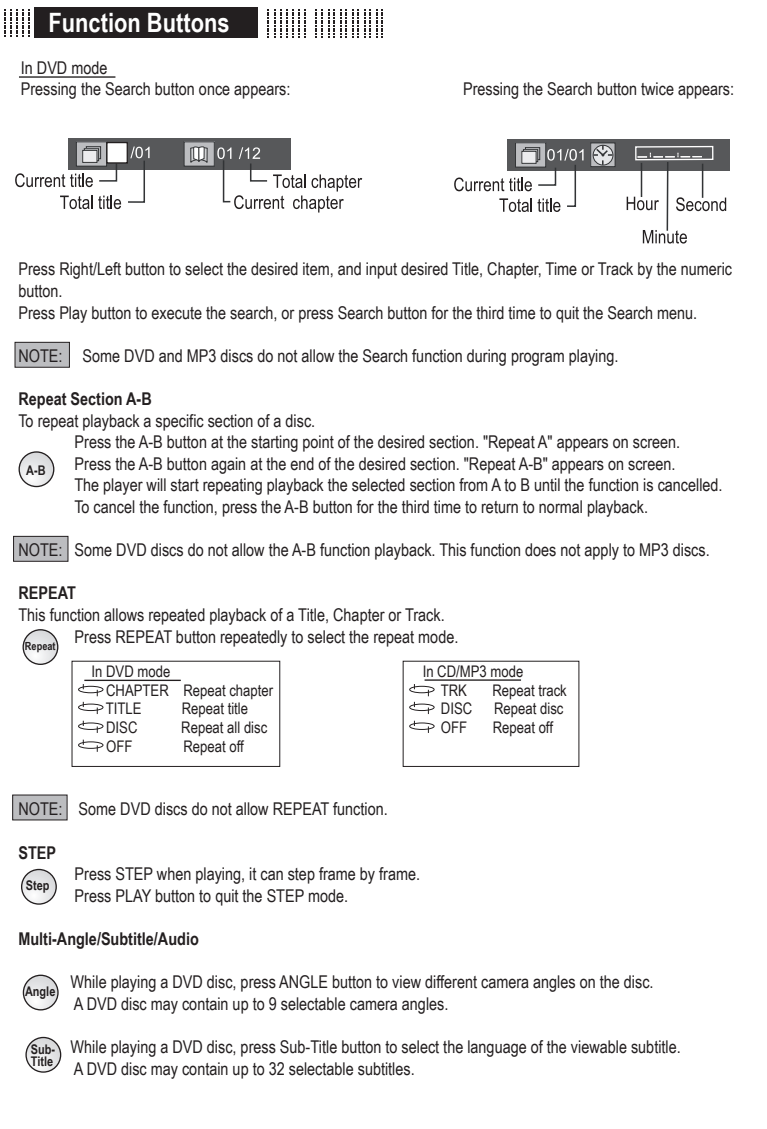
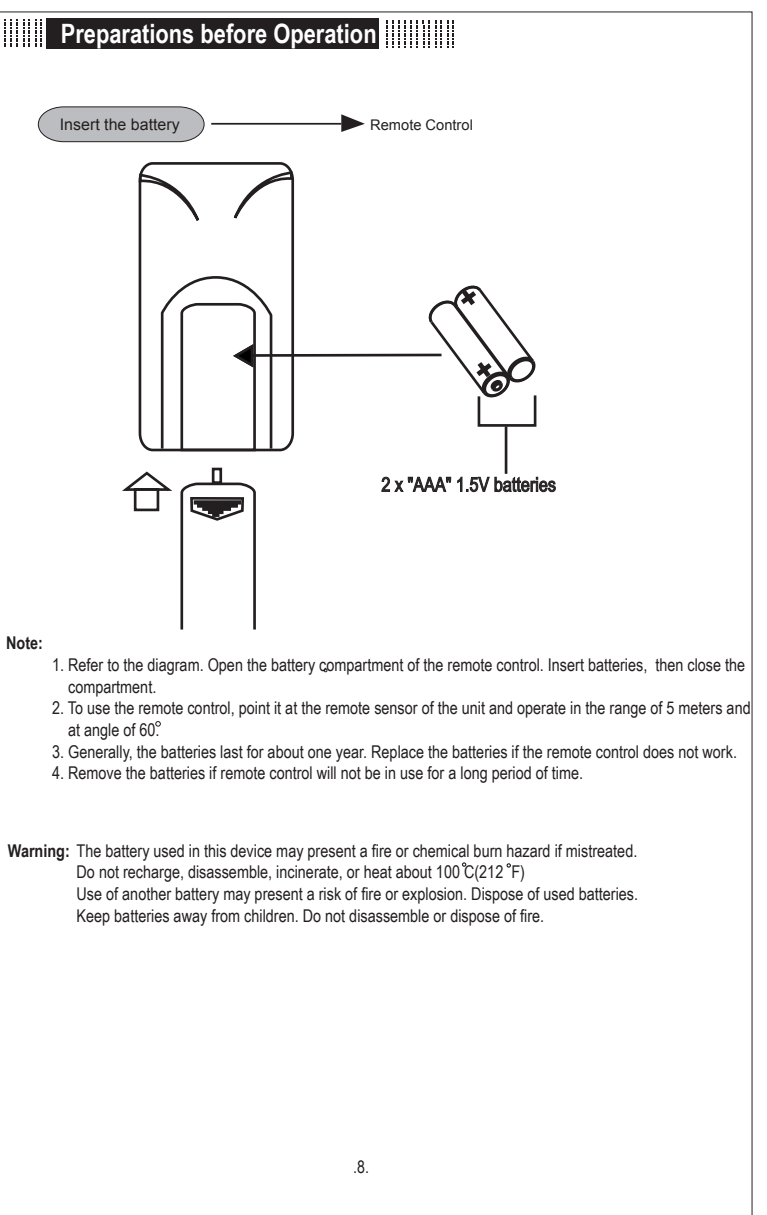
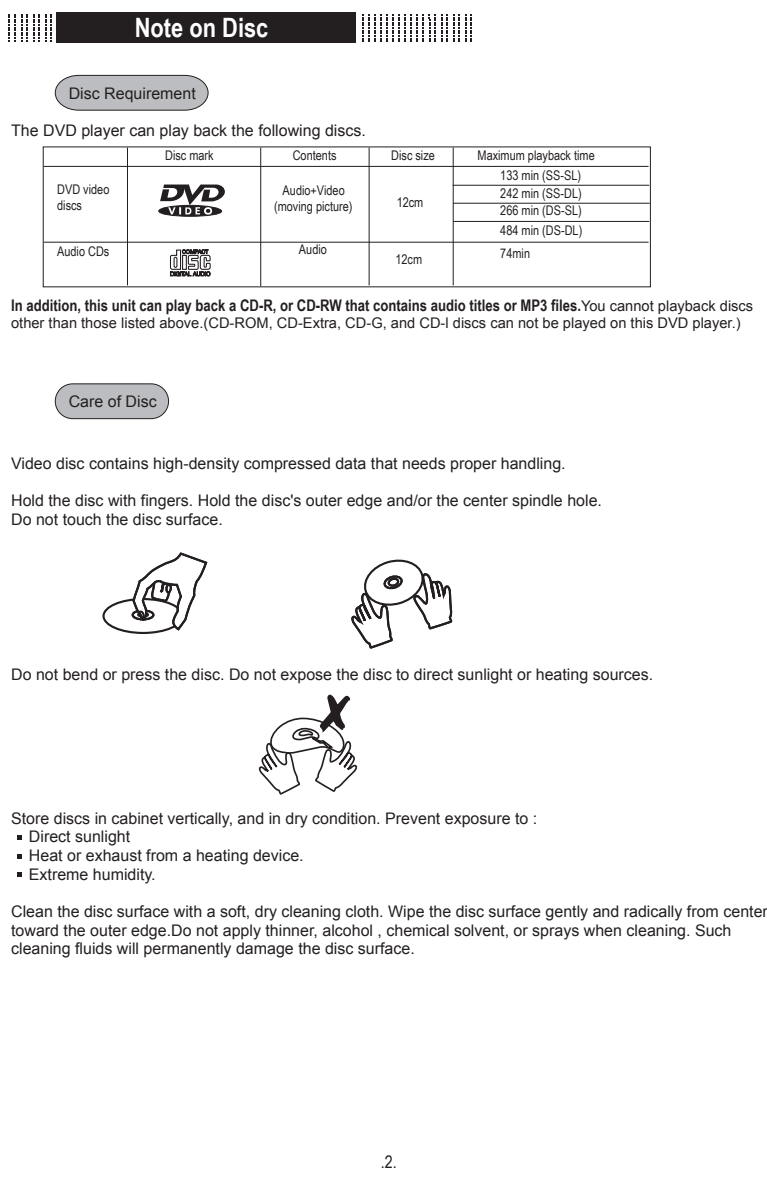
(10) Do not defeat the safety purpose of the polarized or grounding-type plug. A polarized plug has two blades with one wider than the other. A grounding-type plug has two blades and a third grounding prong. The wide blade or the third prong is provided for your safety. If the provided plug does not fit into your outlet, consult an electrician for replacement of the obsolete outlet.

(11) Protect the power cord from being walked on or pinched particularly at plugs, convenience receptacles, and the point where they exit from the product.

(12) Power supply cords should be routed so that they are not likely to be walked on or pinched by items placed upon or against them, paying particular attention to cords at plugs, convenience receptacles, and the point where they exit from the product.

(13) Only use attachments/accessories specified by the manufacturer. Do not use attachments not recommended by the product manufacturer as they may cause hazards.

(14) Use only the cart, stand, tripod, bracket, or table specified by the manufacturer, or sold with the apparatus. When a cart is used, use caution when moving the apparatus combination to avoid injury from tip-over.



Important Safety Instruction

CAUTION: Use of controls or adjustments or performance of procedures other than those specified herein may result in hazardous radiation exposure.

Please carefully study this manual and always keep it available. There are, however, some installation and operation precautions which you should be aware of.

(1) Read these instructions and the safety and operating instructions should be read before the product is operated.

(2) Keep these instructions. The safety and operating instructions should be retained for future reference.

(3) Read all warnings and warnings on the product and in the operating instructions should be adhered to.

(4) Follow all instructions. All operating and use instructions should be followed.

(5) Do not use this apparatus near water. The apparatus shall not be exposed to dripping or splashing and that no objects filled with liquids, such as vases, shall be placed on the apparatus.

(6) Clean only with dry cloth. Unplug this product from the wall outlet before cleaning. Do not use liquid or aerosol cleaners. Clean only with dry cloth.

(7) **CAUTION: A product that is meant for unattended service and that for some specific reason, such as the possibility of the loss of an authorization code for a CATV converter, is not intended to be unplugged by the user for cleaning or any other purpose, may include the reference to unplugging the product in the cleaning description otherwise required in 131.65.**

(8) Do not block any ventilation openings. Install in accordance with the manufacturer's instructions. Slots and openings in the cabinet are provided for ventilation and to ensure reliable operation of the product and to protect it from overheating, and these openings must not be blocked or covered. The openings should never be blocked by placing the product on a bed, sofa, rug, or other similar surface. This product should not be placed in a built-in installation such as a bookcase or rack unless proper ventilation is provided or the manufacturer's instructions have been adhered to.

(9) Do not install near any heat sources such as radiators, heat registers, stoves, or other apparatus (including amplifiers) that produce heat.

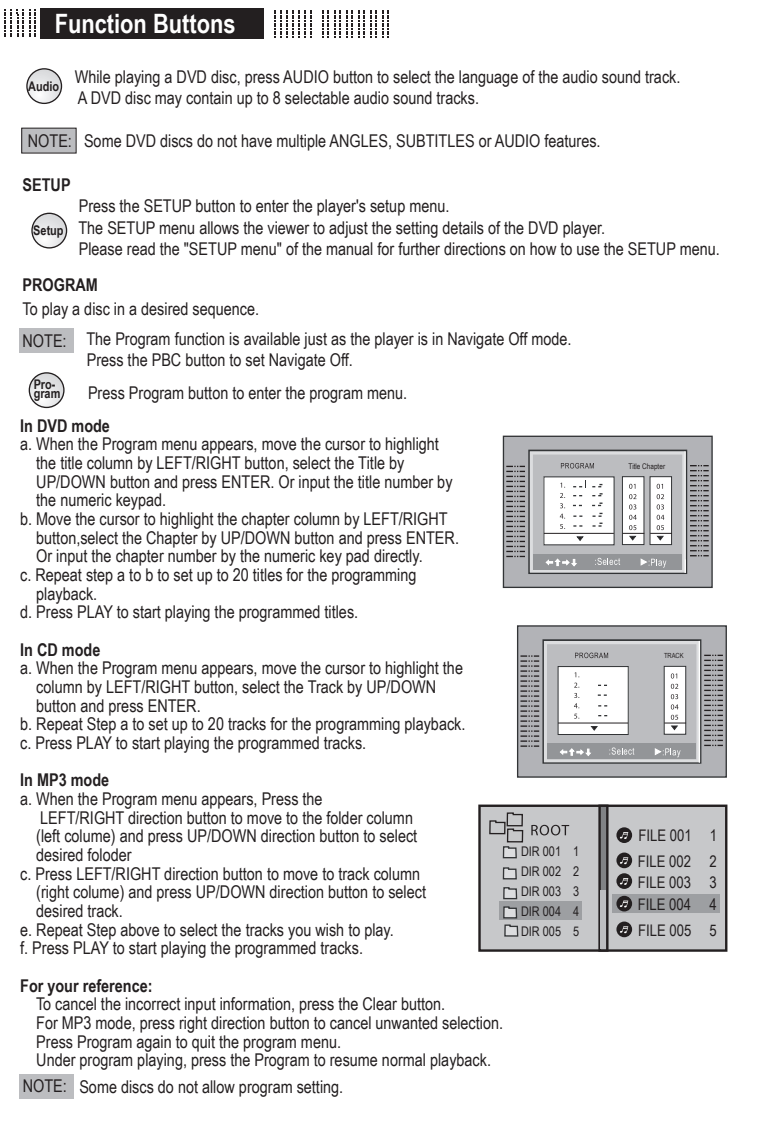
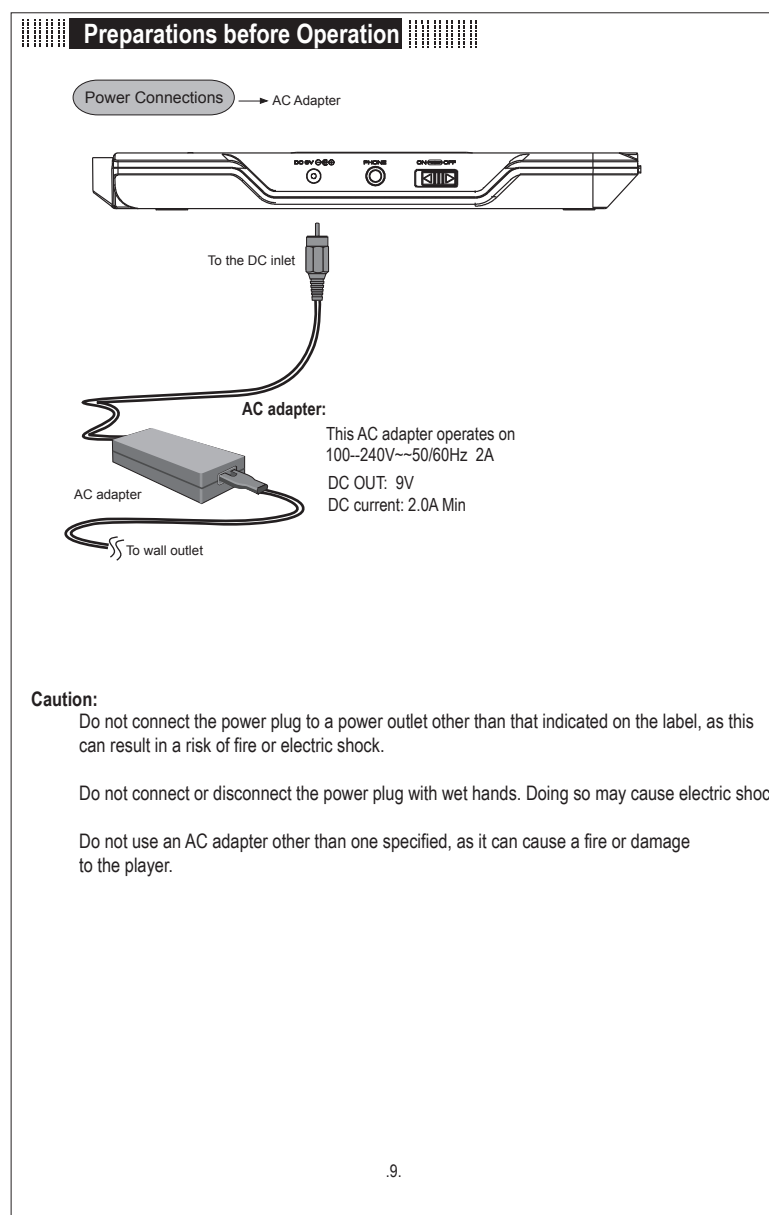
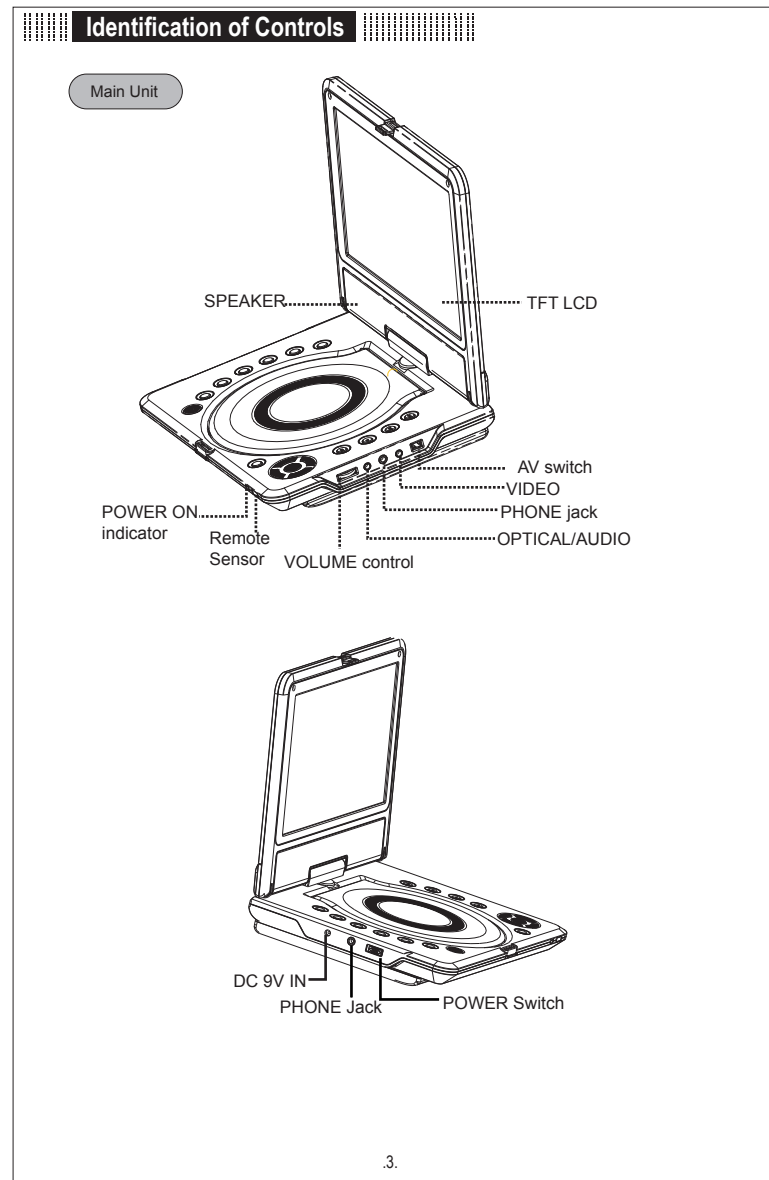
(10) Do not defeat the safety purpose of the polarized or grounding-type plug. A polarized plug has two blades with one wider than the other. A grounding-type plug has two blades and a third grounding prong. The wide blade or the third prong is provided for your safety. If the provided plug does not fit into your outlet, consult an electrician for replacement of the obsolete outlet.

(11) Protect the power cord from being walked on or pinched particularly at plugs, convenience receptacles, and the point where they exit from the product.

(12) Power supply cords should be routed so that they are not likely to be walked on or pinched by items placed upon or against them, paying particular attention to cords at plugs, convenience receptacles, and the point where they exit from the product.

(13) Only use attachments/accessories specified by the manufacturer. Do not use attachments not recommended by the product manufacturer as they may cause hazards.

(14) Use only the cart, stand, tripod, bracket, or table specified by the manufacturer, or sold with the apparatus. When a cart is used, use caution when moving the apparatus combination to avoid injury from tip-over.



Safety Precautions

CAUTION: Use of controls or adjustments or performance of procedures other than those specified herein may result in hazardous radiation exposure.

Please carefully study this manual and always keep it available. There are, however, some installation and operation precautions which you should be aware of.

(1) Read these instructions and the safety and operating instructions should be read before the product is operated.

(2) Keep these instructions. The safety and operating instructions should be retained for future reference.

(3) Read all warnings and warnings on the product and in the operating instructions should be adhered to.

(4) Follow all instructions. All operating and use instructions should be followed.

(5) Do not use this apparatus near water. The apparatus shall not be exposed to dripping or splashing and that no objects filled with liquids, such as vases, shall be placed on the apparatus.

(6) Clean only with dry cloth. Unplug this product from the wall outlet before cleaning. Do not use liquid or aerosol cleaners. Clean only with dry cloth.

(7) **CAUTION: A product that is meant for unattended service and that for some specific reason, such as the possibility of the loss of an authorization code for a CATV converter, is not intended to be unplugged by the user for cleaning or any other purpose, may include the reference to unplugging the product in the cleaning description otherwise required in 131.65.**

(8) Do not block any ventilation openings. Install in accordance with the manufacturer's instructions. Slots and openings in the cabinet are provided for ventilation and to ensure reliable operation of the product and to protect it from overheating, and these openings must not be blocked or covered. The openings should never be blocked by placing the product on a bed, sofa, rug, or other similar surface. This product should not be placed in a built-in installation such as a bookcase or rack unless proper ventilation is provided or the manufacturer's instructions have been adhered to.

(9) Do not install near any heat sources such as radiators, heat registers, stoves, or other apparatus (including amplifiers) that produce heat.

(10) Do not defeat the safety purpose of the polarized or grounding-type plug. A polarized plug has two blades with one wider than the other. A grounding-type plug has two blades and a third grounding prong. The wide blade or the third prong is provided for your safety. If the provided plug does not fit into your outlet, consult an electrician for replacement of the obsolete outlet.

(11) Protect the power cord from being walked on or pinched particularly at plugs, convenience receptacles, and the point where they exit from the product.

(12) Power supply cords should be routed so that they are not likely to be walked on or pinched by items placed upon or against them, paying particular attention to cords at plugs, convenience receptacles, and the point where they exit from the product.

(13) Only use attachments/accessories specified by the manufacturer. Do not use attachments not recommended by the product manufacturer as they may cause hazards.

(14) Use only the cart, stand, tripod, bracket, or table specified by the manufacturer, or sold with the apparatus. When a cart is used, use caution when moving the apparatus combination to avoid injury from tip-over.

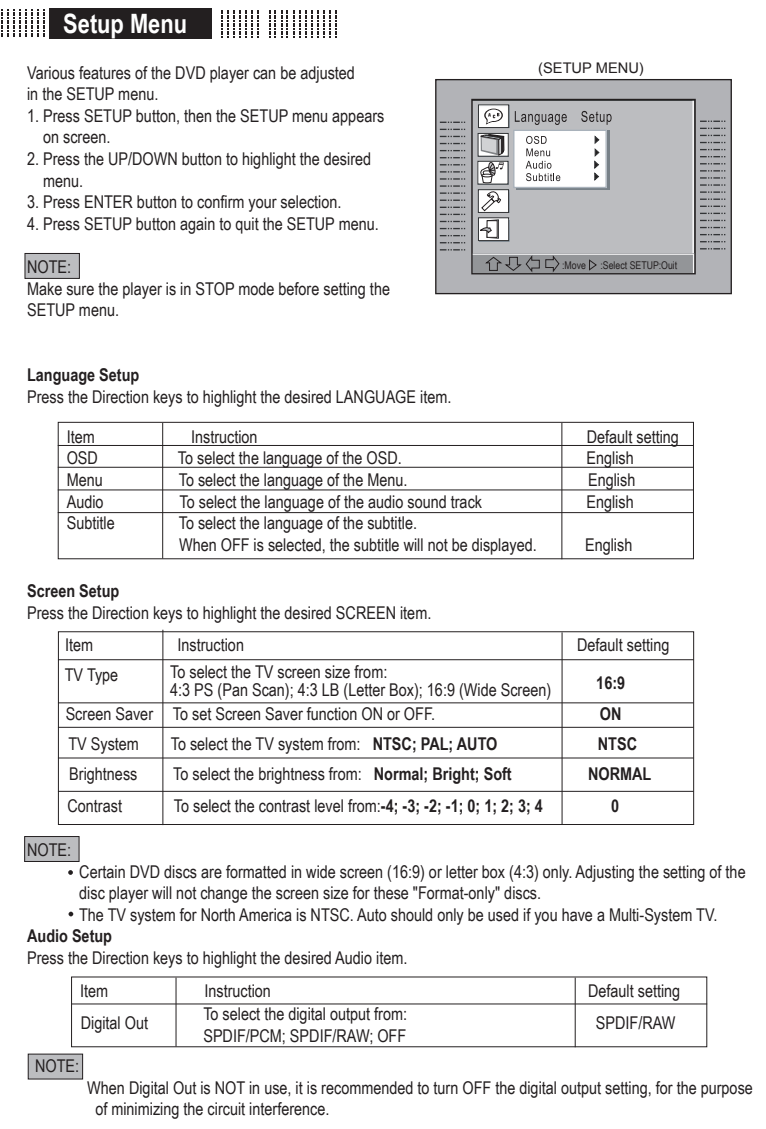
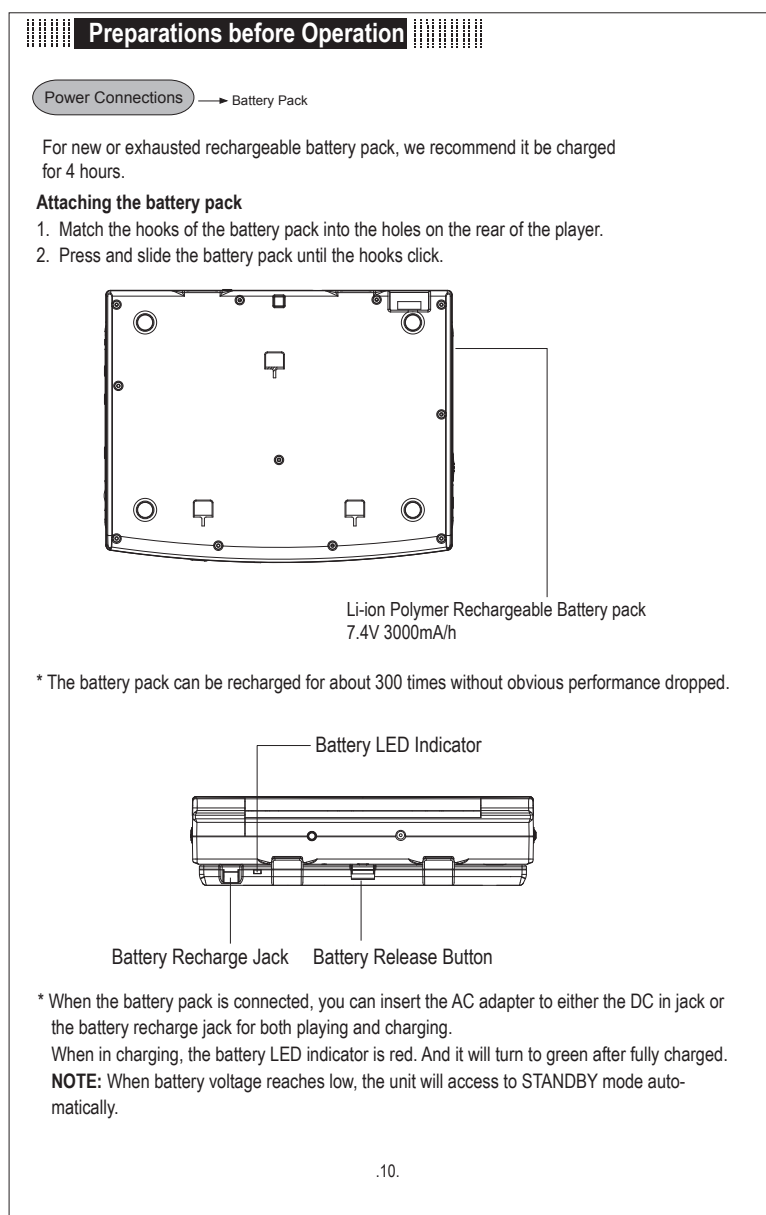
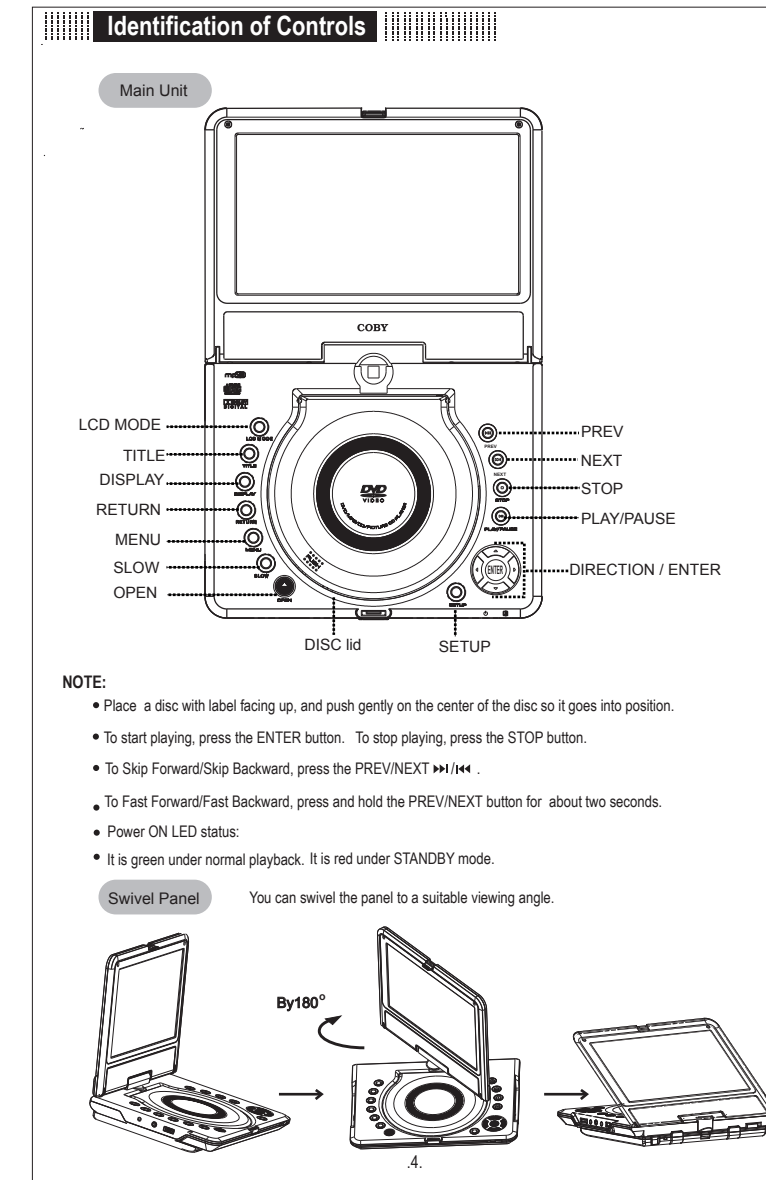


Table of Contents

IMPORTANT SAFETY INSTRUCTIONS

SAFETY INFORMATION

TABLE OF CONTENTS

UNPACKING.....1

NOTE ON DISC.....2

IDENTIFICATION OF CONTROLS.....3-5

SETUP MENU.....6

CONNECTIONS(Connecting to a TV).....7

CONNECTIONS(Connecting to an amplifier equipped with a Dolby Pro Logic Surround).....8

PREPARATIONS BEFORE OPERATION.....10

PLAYING A DISC.....11

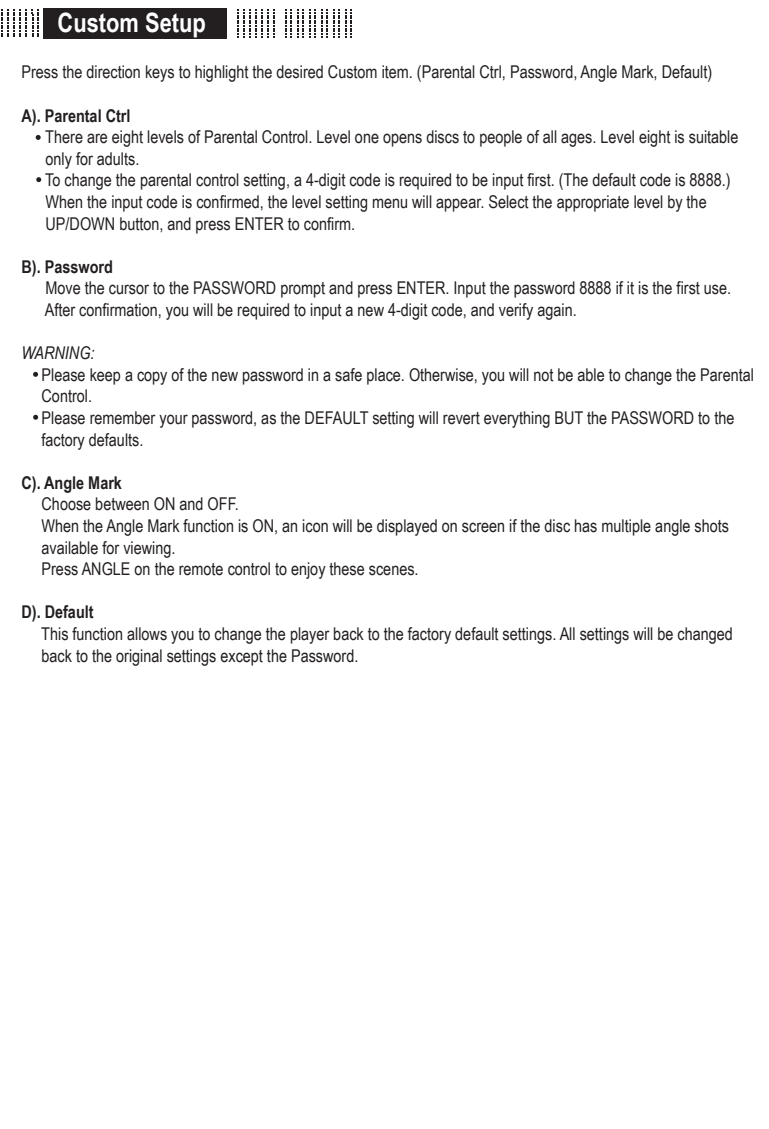
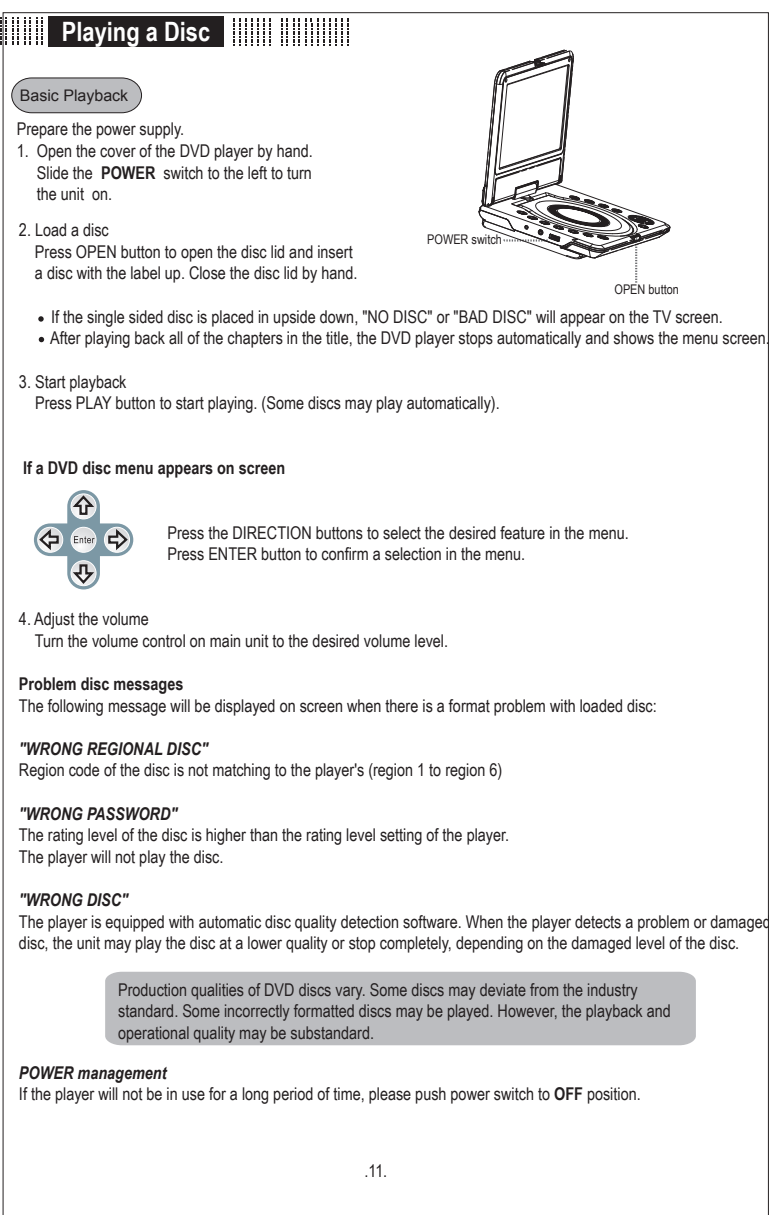
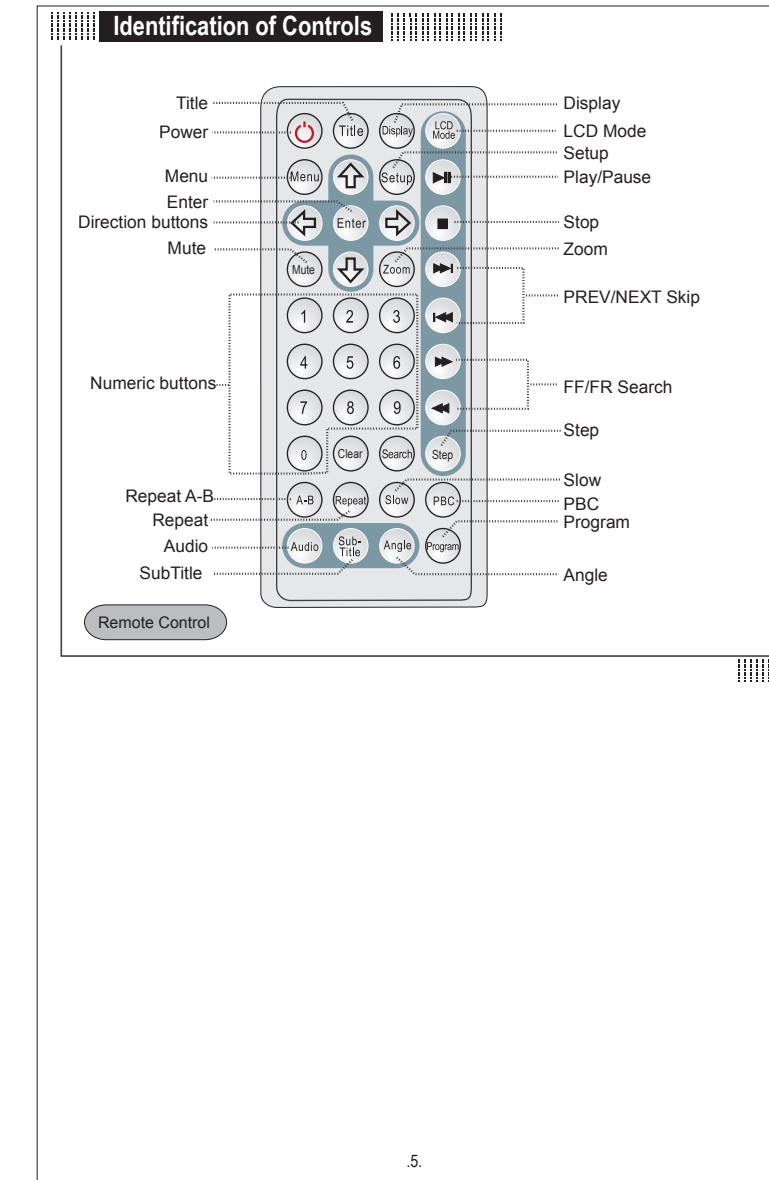
FUNCTION BUTTONS.....12-15

SETUP MENU.....16

CUSTOM SETUP.....17

TRUBLE SHOOTING.....18

SPECIFICATIONS.....19

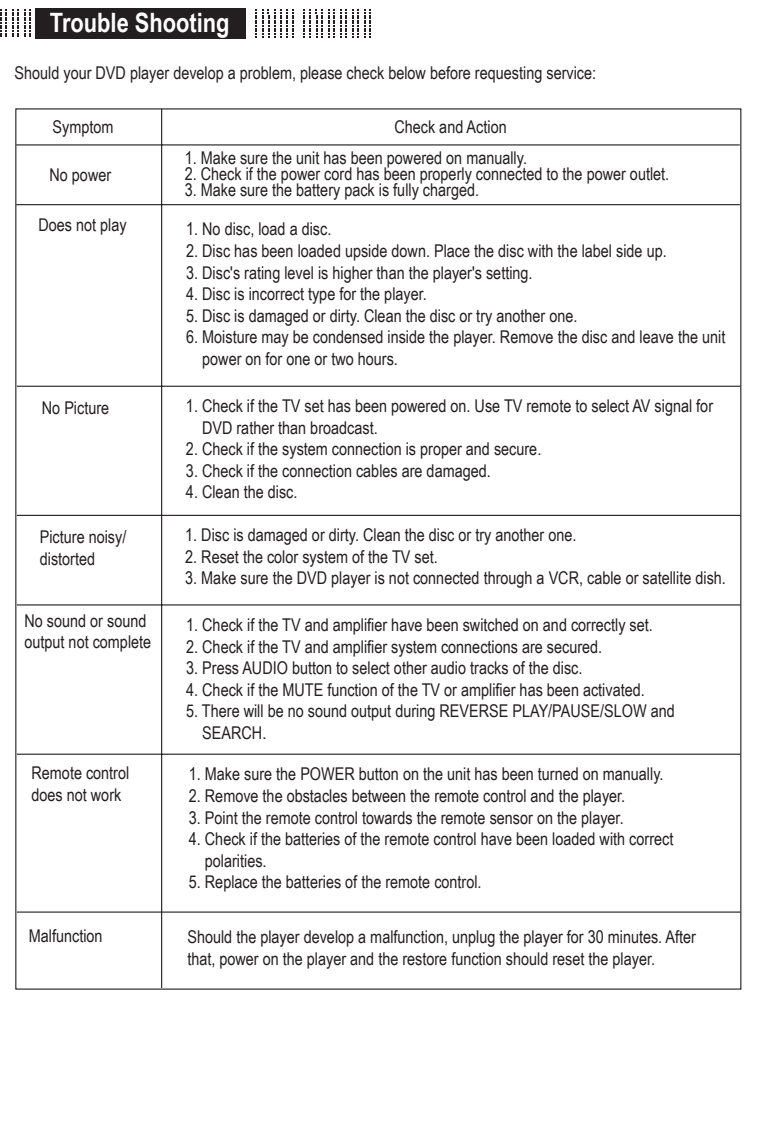
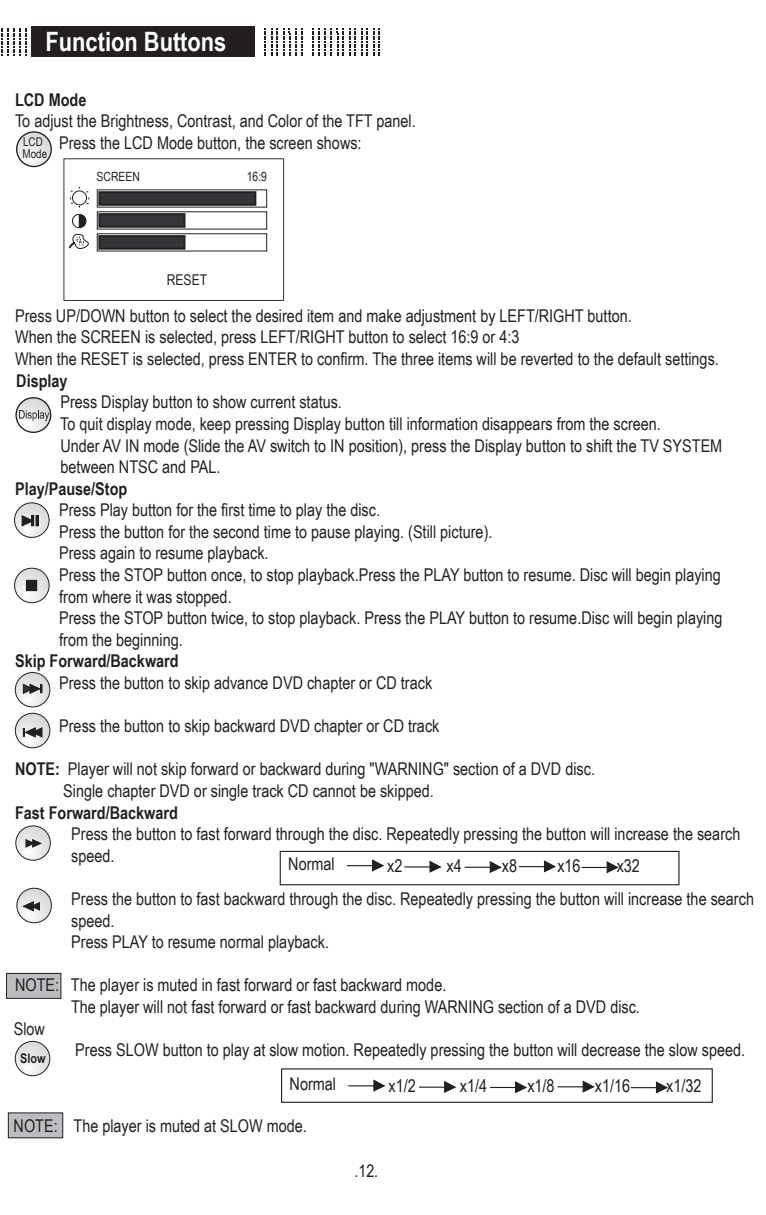
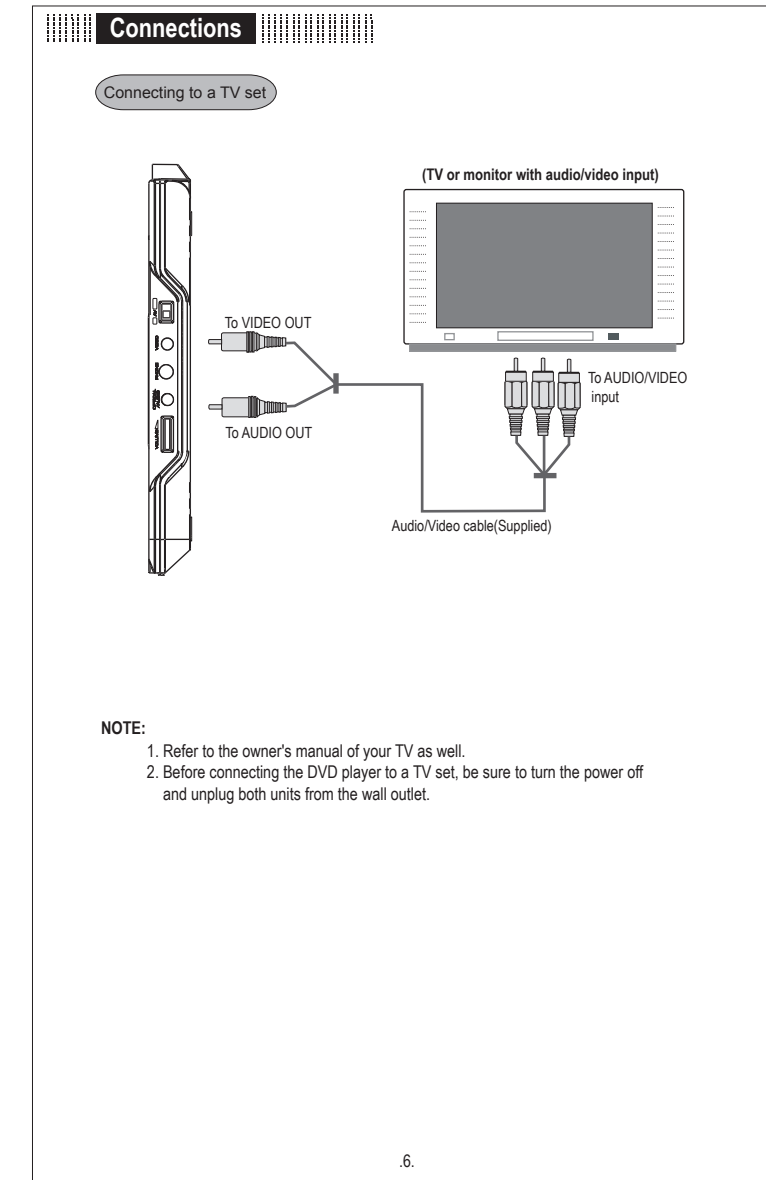


Connections

Connecting to a TV set

1. Refer to the owner's manual of your TV set as well.

2. Before connecting the DVD player to a TV set, be sure to turn the power off and unplug both units from the wall outlet.



Specifications

Power supply DC 5.0V 2A(AC adapter TERMINAL)

Power consumption 4.5W

Signal system NTSC/PAL

Video output 1.0V/2V (p-p), 75ohm, negative sync, 3.5 mm mini jack x1

Audio output 1.5 Vrms (p-p) (K20, 50Hz)

3.5 mm mini jack x1

Expansion terminal 3.5 mm stereo mini jack x2

Signal Noise ratio(audio) 90dB typical

Dynamic range(audio) 90dB typical

Panel size 6.5 inch (16.5)

Power 1440 X 234 pixels

Resolution 1440 X 234 pixels

Operating conditions Temperature: 0 to 35 °C, Operation status: Horizontal

Dimensions 225 x 170x28 mm (main unit)

Weight 820g (main unit)

