

36 MONTH LIMITED WARRANTY

Applies to Audiovox Mobile Video Products

AUDIOVOX CORPORATION (the Company) warrants to the original retail purchaser of this product that should this product or any part thereof, under normal use and conditions, be proven defective in material or workmanship within 36 months from the date of original purchase, such defect(s) will be repaired or replaced with reconditioned product (at the Company's option) without charge for parts and repair labor.

To obtain repair or replacement within the terms of this Warranty, the product is to be delivered with proof of warranty coverage (e.g. dated bill of sale), specification of defect(s), transportation prepaid, to the Company at the address shown below.

This Warranty does not extend to the elimination of externally generated static or noise, to correction of antenna problems, to costs incurred for installation, removal or reinstallation of the product, or to damage to tapes, discs, speakers, accessories, or vehicle electrical systems.

This Warranty does not apply to any product or part thereof which, in the opinion of the Company, has suffered or been damaged through alteration, improper installation, mishandling, misuse, neglect, accident, or by removal or defacement of the factory serial number/bar code label(s). THE EXTENT OF THE COMPANY'S LIABILITY UNDER THIS WARRANTY IS LIMITED TO THE REPAIR OR REPLACEMENT PROVIDED ABOVE AND, IN NO EVENT, SHALL THE COMPANY'S LIABILITY EXCEED THE PURCHASE PRICE PAID BY PURCHASER FOR THE PRODUCT.

This Warranty is in lieu of all other express warranties or liabilities. ANY IMPLIED WARRANTIES, INCLUDING ANY IMPLIED WARRANTY OF MERCHANTABILITY, SHALL BE LIMITED TO THE DURATION OF THIS WRITTEN WARRANTY. ANY ACTION FOR BREACH OF ANY WARRANTY HEREUNDER INCLUDING ANY IMPLIED WARRANTY OF MERCHANTABILITY MUST BE BROUGHT WITHIN A PERIOD OF 48 MONTHS FROM DATE OF ORIGINAL PURCHASE. IN NO CASE SHALL THE COMPANY BE LIABLE FOR ANY CONSEQUENTIAL OR INCIDENTAL DAMAGES FOR BREACH OF THIS OR ANY OTHER WARRANTY, EXPRESS OR IMPLIED, WHATSOEVER. No person or representative is authorized to assume for the Company any liability other than expressed herein in connection with the sale of this product.

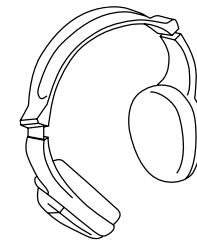
Some states do not allow limitations on how long an implied warranty lasts or the exclusion or limitation of incidental or consequential damage so the above limitations or exclusions may not apply to you. This Warranty gives you specific legal rights and you may also have other rights which vary from state to state.

U.S.A. : AUDIOVOX CORPORATION, 150 MARCUS BLVD., HAUPPAUGE, NEW YORK 11788 • 1-800-645-4994

128-6079



Dual Channel Automotive Infrared Stereo Headphones Model IR2CHS



OWNER'S MANUAL

INTRODUCTION

CONGRATULATIONS on your purchase of the the state-of-the-art Dual Channel Automotive Infrared Stereo Headphone from Audiovox Corporation. This head-phone frees you from the tangle of wires and lets you enjoy music or video without the tangle of cables around you. To ensure the best performance of your system, please read this manual carefully.

SPECIAL FEATURES

Dual Channel.

Automatic Level Control prevents input signal over loading.

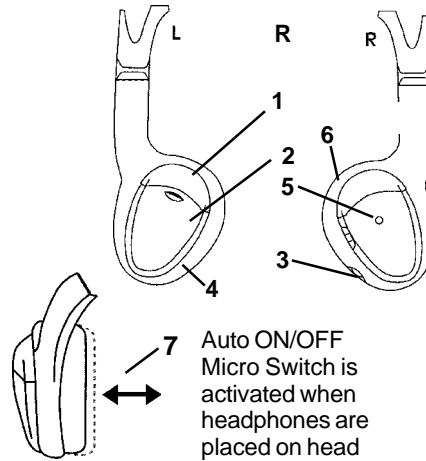
Uses high frequency infrared light to assure a clean signal for clear reception.

EXPLANATION OF CONTROLS (Fig. 1)

Infrared Transmitter

Headphone Receivers

1. INFRARED PICKUP SENSORS – Receives signals from transmitter.
2. BATTERY COVER
3. VOLUME CONTROL
4. POWER SWITCH
5. POWER INDICATOR LED
6. Channel A/B Switch
7. AUTO ON/OFF MICRO SWITCH



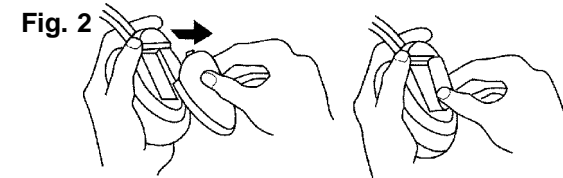
BATTERY INSTALLATION (Fig. 2)

1. Place two alkaline AAA batteries in the Headphone's battery compartment making sure that the battery polarity is correct.
2. Replace the batterycover

Operation

Please Read Carefully to Prevent Damage to your Ears:

1. Be sure batteries are properly installed in the headphones.
2. Turn the headphone volume nearly off before turning on the power. Turn on the headphone



power then increase the headphone volume to a comfortable level. You can increase the source audio volume if necessary (when connected to a variable audio source such as a headphone source).

3. Before switching between channels A and B, remove headphones and turn the volume setting to a low setting as it is possible that the signal of channel could be louder than the other.

NOTE: This equipment has been tested and found to comply with the limits for a Class B digital device, pursuant to Part 15 of the FCC Rules. These limits are designed to provide reasonable protection against harmful interference in a residential installation. This equipment generates, uses and can radiate radio frequency energy and, if not installed and used in accordance with the instructions, may cause harmful interference to radio communications.

Product Specifications:

Operating range: up to 25 Ft.

Frequency Response: 35 – 18,000 Hz

S/N ratio: 60 dB

Channel Separation: 45 dB