

RANGE COMPOSITION

Ideal for smaller sized catering establishments: bars, pubs, fast food outlets, pizzerias and small hotels; the Snack 600 range of modular cooking appliances consists of a series of appliances each with a depth of 600 mm - in gas and electric - featuring high power for fast service whether in table top situations, where space is at a premium, or in a complete cooking installation, using the base units that can include doors, drawers or runners for gastronomic containers.



SCG 700

SNACK 600

GAS BOILING TOPS **ZANUSSI** PROFESSIONAL

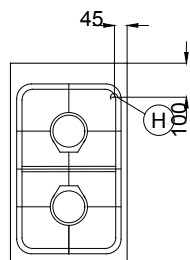
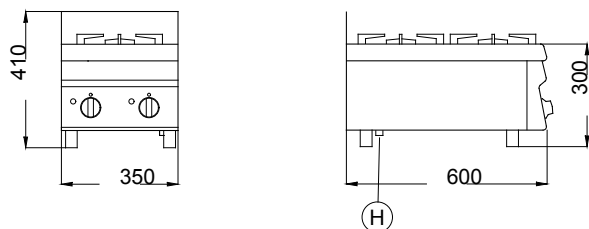
FUNCTIONAL AND CONSTRUCTION FEATURES

- ◆ Constructed completely in 18/10, 304 AISI stainless steel to guarantee a hard-wearing performance.
- ◆ Hygiene guaranteed by rounded edges, flush fit between units, side upstands and sealing joints, completely smooth and easy to clean surfaces and rear splashback
- ◆ Enamelled cast-iron pan support grids.
- ◆ Separate piezo ignition for each burner.
- ◆ Flame failure device.
- ◆ High-power burners, with flame spreaders, sealed to the top.
- ◆ All gas appliances are supplied for use with natural gas, with LPG conversion jets supplied as standard.
- ◆ The gas boiling tops can be mounted on open base cupboards with hinged doors, a chest of drawers or runners for gastronomic containers available as accessories.

◆ All models comply with the standards required by the main international approval bodies and are CE marked.

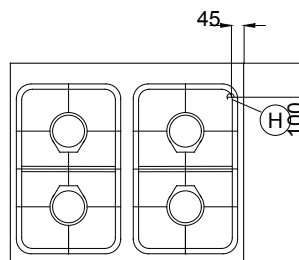
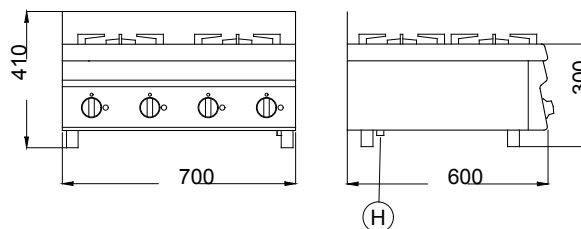
TECHNICAL DATA			
CHARACTERISTICS	MODELS		
	SCG350 285759	SCG700 285760	SCG1050 285761
Power supply	Gas	Gas	Gas
External dimensions - mm			
width	350	700	1050
depth	600	600	600
height	300	300	300
Power - kW			
gas	6.6	13.2	19.8
Net weight - kg.	15	24	33
Front burners power - kW	3	3-3,6	3-3,6-3
Back burners power - kW	3,6	3,6-3	3,6-3-3,6

285759



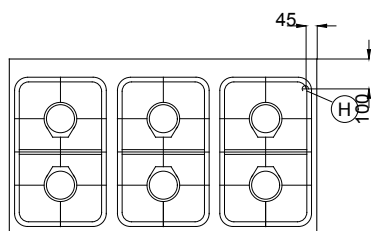
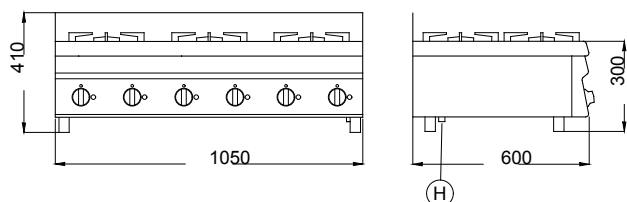
ITC-SCG350

285760



ITC-SCG700

285761



ITC-SCG1050

LEGEND

	SCG350 285759	SCG700 285760	SCG1050 285761
H - Gas connection	1/2"	1/2"	1/2"

**OPTIONAL ACCESSORIES**

ACCESSORIES	MODELS		
	SCG350 285759	SCG700 285760	SCG1050 285761
CAST-IRON RIBBED COOKING GRIDDLE 1/2 MOD	285000	285000	285000
CAST-IRON SMOOTH COOKING GRIDDLE 1/2 MOD	285001	285001	285001
GULLEY WITH JOINING PANEL FOR 600 LINE	285798	285798	285798



www.zanussiprofessional.com