



Gas Built-in Cooktop

PRODUCT MODEL NUMBERS

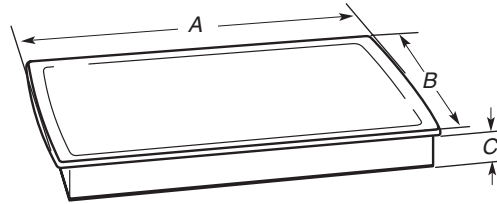
GLS3074V
GLS3675V

Gas Supply: This cooktop is factory set for use with Natural gas. Cooktop can be converted to LP gas. Provide a gas supply line of $\frac{3}{4}$ " (1.9 cm) rigid pipe to the cooktop location. A smaller size pipe on longer runs may result in insufficient gas supply. Pipe-joint compounds that resist the action of LP gas must be used. Do not use TEFLON® tape. With LP gas, piping or tubing size can be $\frac{1}{2}$ " minimum. Usually, LP gas suppliers determine the size and materials used in the system.

Electrical: A 120 volt, 60 Hz., AC only, 15-amp fused, electrical circuit is required. A time-delay fuse or circuit breaker is also recommended. It is recommended that a separate circuit serving only this cooktop be provided.

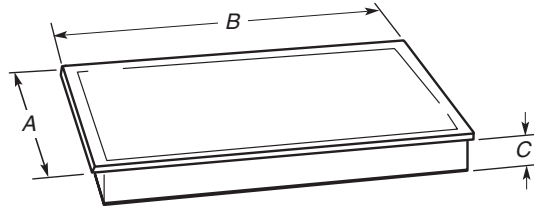
OVERALL DIMENSIONS

Metal Cooktops



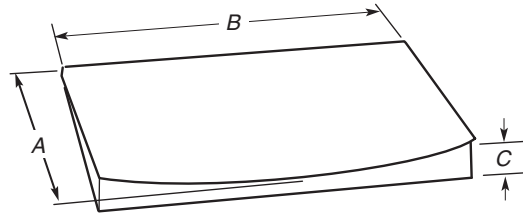
A. $31\frac{7}{16}$ " (79.8 cm) on 30" (76.2 cm) models,
 $37\frac{7}{16}$ " (95.4 cm) on 36" (91.4 cm) models
B. $21\frac{1}{4}$ " (53.4 cm)
C. $2\frac{7}{8}$ " (7.3 cm)

Straight-edge glass cooktops



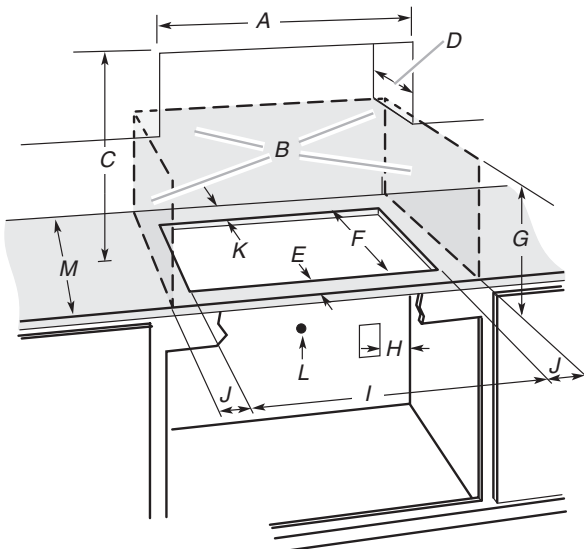
A. $20\frac{5}{16}$ " (51.5 cm)
B. $30\frac{3}{16}$ " (76.8 cm) on 30" (76.2 cm) models,
 $36\frac{7}{16}$ " (92.5 cm) on 36" (91.4 cm) models
C. $2\frac{7}{8}$ " (7.3 cm)

Curved-edge glass cooktops



A. $21\frac{1}{8}$ " (53.7 cm)
B. $30\frac{3}{16}$ " (77.0 cm) on 30" (76.2 cm) models,
 $36\frac{7}{16}$ " (92.3 cm) on 36" (91.4 cm) models
C. $2\frac{7}{8}$ " (7.3 cm)

CABINET OPENING DIMENSIONS



- A. 30" (76.2 cm) on 30" models; 36" (91.4 cm) on 36" models
- B. Combustible area above countertop (shown by dashed box above)
- C. 30" (76.2 cm) minimum clearance between top of cooktop platform and bottom of unprotected wood or metal cabinet (24" [61 cm] minimum clearance if bottom of wood or metal cabinet is protected by not less than $\frac{1}{4}$ " [0.6 cm] flame retardant millboard covered with not less than No. 28 MSG sheet steel, 0.015" [0.04 cm] stainless steel, or 0.024" [0.06 cm] aluminum or 0.020" [0.05 cm] copper)
- D. 13" (33 cm) recommended upper cabinet depth
- E. $2\frac{1}{8}$ " (5.4 cm)
- F. 19" (48.3 cm)
- G. 18" (45.7 cm) minimum clearance from upper cabinet to countertop within minimum horizontal clearances to cooktop
- H. Grounded outlet - Locate within 24" (61 cm) of right rear corner of cutout
- I. 29" (73.7 cm) on 30" models; $35\frac{1}{4}$ " (89.5 cm) on 36" models
- J. $8\frac{3}{8}$ " (21.3 cm) minimum distance to nearest left and right side combustible surface
- K. $2\frac{7}{8}$ " (7.3 cm) minimum distance to rear combustible surface
- L. Gas line opening - Wall: anywhere 5" (12.7 cm) below underside of countertop. Cabinet floor: Anywhere within 6" (15.2 cm) of rear wall is recommended
- M. 24" (61 cm) minimum countertop depth is required