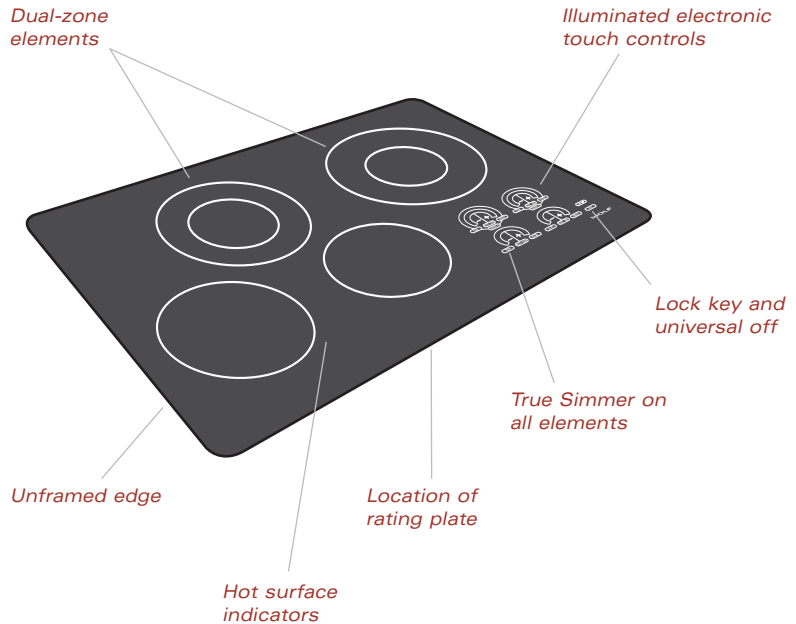


30" (762) Unframed Electric Cooktop

MODEL CT30EU



Model CT30EU



► The Wolf Model CT30EU 30" (762) unframed electric cooktop with black ceramic glass surface can be mounted flush with top of countertop or as a frameless installation on top of the countertop surface.



This appliance is certified by Star-K to meet strict religious regulations in conjunction with specific instructions found on www.star-k.org.

If you are looking for cooking performance, but don't want to shout it out in your kitchen design, this black ceramic glass top is your choice. There's no stainless steel trim, just the sophisticated, minimalist exterior subtly patterned design to hide any unsightly scratches.

But don't be mistaken by fine design. Beneath this beautiful surface there is enough cooking power ready to be unleashed with the touch of a finger. Multiple cooking elements with different zones offer exceptional control. All of the heating elements offer True Simmer along with one element that enables you to set a temperature for melting.

Let Wolf, the corporate companion and kitchen soul mate of Sub-Zero, fuel your passion for cooking and beautiful kitchen design.

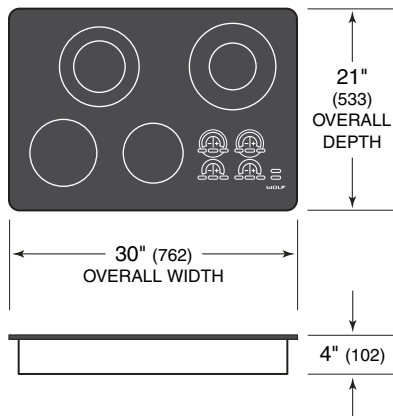
30" (762) Unframed Electric Cooktop

MODEL CT30EU

FEATURES

- ▶ Can be mounted flush with top of countertop or as a frameless installation sitting on top of the countertop surface
- ▶ Easy-to-clean black ceramic glass surface is resistant to scratching, staining, impact and heat—translucent surface allows you to see the glow of hot elements
- ▶ Illuminated electronic touch controls with graduated control lighting
- ▶ Four ribbon-type radiant heating elements with six temperature zones
- ▶ Dual-zone elements for flexible cooking
- ▶ True Simmer setting on all elements
- ▶ Melt setting on one element
- ▶ Hot surface indicators on all elements
- ▶ High frequency pulsation elements improve cooking performance and control
- ▶ Temperature limiter to ensure that safe operating temperature of ceramic glass is never exceeded
- ▶ Child safety lock key and universal off
- ▶ Certified by Star-K to meet religious regulations
- ▶ CSA certified for US and Canada
- ▶ Two and five year residential warranty – exclusions apply; warranty information can be found on our website, wolfappliance.com

OVERALL DIMENSIONS ▼




Dimensions may vary by $\pm 1/8$ " (3).

Dimensions in parentheses are in millimeters unless otherwise specified.

30" (762) Unframed Electric Cooktop

MODEL CT30EU



Model CT30EU

VENTILATION OPTIONS

- ▶ 30" (762) Cooktop or Pro wall hood or liner
- ▶ 36" (914) Cooktop or Pro island hood

For additional information, refer to the Wolf Cooktop Ventilation or Pro Ventilation sections of our website, wolfappliance.com.

SPECIFICATIONS ▼

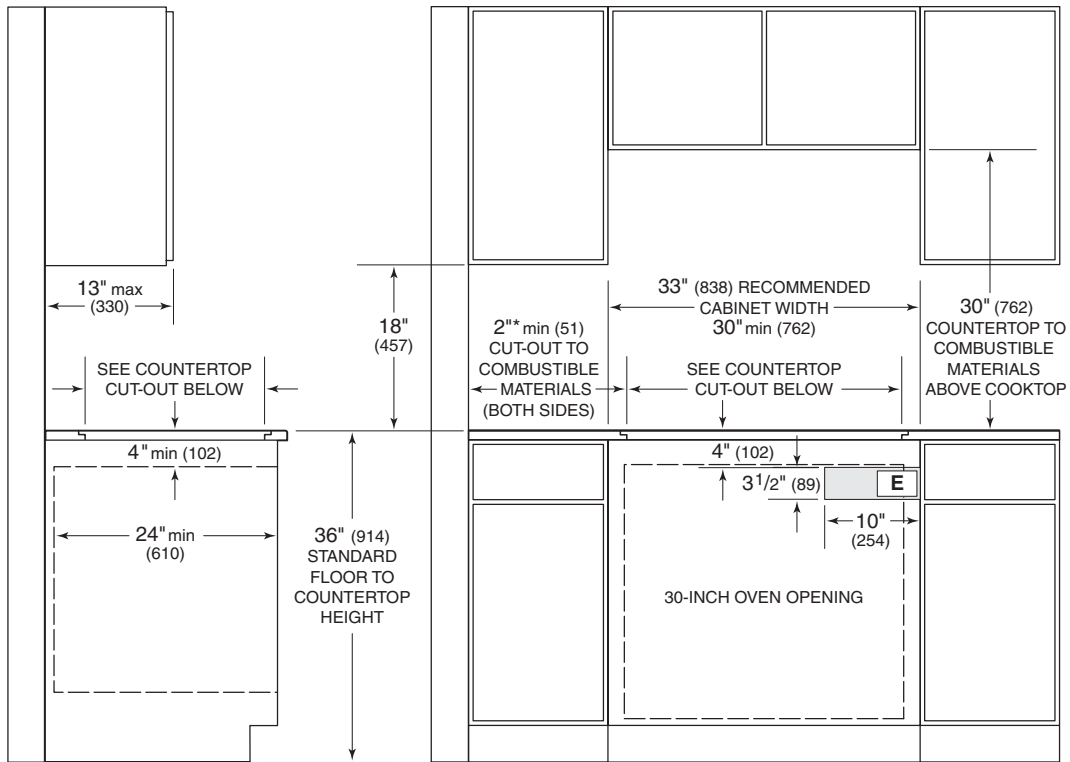
Overall Cooktop Width	30" (762)
Overall Cooktop Height	4" (102)
Overall Cooktop Depth	21" (533)
Cooktop Cut-Out Width	28 ³ / ₈ " (721)
Cooktop Cut-Out Depth	19 ³ / ₈ " (492)
Minimum Cabinet Depth	22 ³ / ₄ " (578)
Heating Element Maximum Power	(2) Dual – 2200 W outer / 750 W inner and 1900 W outer / 950 W inner (2) Single – 1500 W and 1200 W
Heating Element Outer Diameter	(2) Dual – 9" (229) and 8 ¹ / ₂ " (216) (2) Single – 7" (179) and 6 ¹ / ₂ " (165)
Electrical Supply Requirements	240 V AC / 60 Hz / 40 amp 208 V AC / 60 Hz / 30 amp
Conduit	4 ft (1.2 m) flexible 3-wire
Electric Rating	6.8 kW at 240 V 5.2 kW at 208 V
Shipping Weight	45 lbs (20 kg)
Special Note	Wolf does not recommend the installation of a downdraft system with this cooktop

Specifications are subject to change without notice.

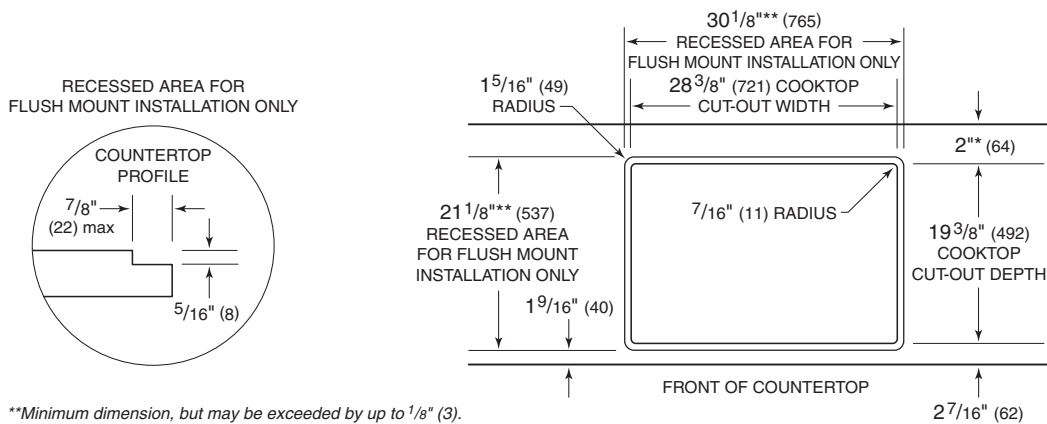
30" (762) Unframed Electric Cooktop

MODEL CT30EU

INSTALLATION SPECIFICATIONS



*Minimum clearance from both side edges and back edge of cooktop cut-out to combustible materials up to 18" (457) above countertop.



**Minimum dimension, but may be exceeded by up to 1/8" (3).

DIMENSIONS

Cooktop Cut-Out Width	28 3/8" (721)
Recommended Cabinet Width	33" (838)
Cooktop Cut-Out Depth	19 3/8" (492)
Minimum Cabinet Depth	22 3/4" (578)
Location of Electrical	Within shaded area

See Installation Instructions shipped with unit for detailed specifications.

30" (762) Unframed Electric Cooktop

MODEL CT30EU

INSTALLATION NOTES

▶ Refer to the illustrations and specifications for overall dimensions, cut-out dimensions and installation specifics.

▶ Wolf recommends using 33" (838) wide cabinets with the 30" (762) cooktop.

▶ The Wolf 30" (762) unframed electric cooktop can be mounted flush with the countertop or installed as a frameless application. In either installation the cooktop cut-out dimensions are the same. If it is to be mounted flush with the countertop, you will need to provide a recessed area surrounding the cooktop cut-out. Refer to the Installation Specifications illustration on page 4.

IMPORTANT NOTE: Flush mount installations are intended for granite, solid surface or stone countertop surfaces only.

IMPORTANT NOTE: If the cooktop is to be mounted flush with the countertop, fabrication of the recessed area must take place before the final countertop installation. A template for the countertop cut-out will be provided with the cooktop.

▶ A Wolf Cooktop or Pro ventilation hood is recommended. When installing a ventilation hood, refer to the specific requirements of the hood for the minimum dimension to countertop. Also refer to Ventilation Recommendations in the Cooktop Ventilation or Pro Ventilation sections of our website, wolfappliance.com.

IMPORTANT NOTE: Wolf does not recommend the use of downdraft ventilation with the unframed electric cooktops.

▶ The Wolf 30" (762) unframed electric cooktop requires a separate, grounded 3-wire 240 V AC, 60 Hz, 40 amp or 208 V AC, 60 Hz, 30 amp service with its own circuit breaker. It is provided with a 4' (1.2 m) flexible 3-wire conduit for connection at the electrical supply. Locate electrical within the shaded area shown in the Installation illustration on page 4.

▶ A Wolf 30" (762) built-in single oven may be installed below this cooktop. For this installation, the electrical supply for the cooktop should be installed in the adjacent cabinet. Refer to the Built-In Ovens section of our website, wolfappliance.com for additional specifications. Be aware of the depth of the cooktop when planning for this installation. The bottom cabinet support must be able to support 250 lbs (113 kg).

IMPORTANT NOTE: Wolf electric cooktops are designed and agency approved for installation with Wolf built-in ovens only.

IMPORTANT NOTE: When a oven is installed below the cooktop, unless you are using cabinets deeper than 24" (610), it is recommended that the electrical supply for the oven be placed in an adjacent cabinet within reach of the conduit. A 2" (51) diameter hole to route the conduit through cabinetry will be required. Refer to the Built-In Ovens section of our website, wolfappliance.com for additional specifications.

▶ You must follow all National Electrical Code regulations. In addition, be aware of local codes and ordinances when installing your service.

▶ Refer to the installation instructions shipped with each Wolf product for detailed specifications.

▲ WARNING

This cooktop is intended for indoor use only.