



Bluetooth Keyboard for PC/Apple™ Computers

RF-ABTKB

User Guide

Rocketfish RF-ABTKB Bluetooth Keyboard for PC/Apple™ Computers

Contents

Important safety instructions	2
Features	3
Package contents:.....	3
System requirements.....	4
Keyboard components.....	4
Setting up your keyboard	6
Legal notices	9
One-Year Limited Warranty	11

Important safety instructions

Before getting started, read these instructions and save them for future reference.

- Do not drop or hit your keyboard.
- Do not use your keyboard in a location that is subject to strong vibrations, because vibration may damage your keyboard.
- Do not disassemble or modify the product in any way. Disassembly or modification may void your warranty and could damage your keyboard, leading to a fire or electric shock.

- Do not use or store your keyboard in damp locations. Liquid entering the product may cause damage or lead to fires or electric shock.
- Do not insert metal objects, such as coins or paper clips, into your keyboard.
- Your keyboard is for general computer use. Do not use your keyboard with a computer that requires exceptional reliability, especially if a breakdown or malfunction of might jeopardize life or health, such as aerospace equipment, atomic power control systems, traffic-related equipment, transportation equipment, industrial robotics, combustion equipment, safety devices, and life-support systems.
- Batteries may explode or leak if they are improperly recharged, inserted, disposed of in fire, or mixed with used batteries or different battery types. There is a risk of explosion if a battery is replaced incorrectly.
- Dispose of used batteries according to local regulations.
- Keep the battery compartment cover and the batteries out of the reach of small children.

Features

- Bluetooth® 2.0 interface (compliant with Bluetooth 1.0).
- Stylish aluminum upper case.
- Patented scissor-type key structure. Extremely quiet with positive response.
- Power-saving technology for long battery life.

Package contents:

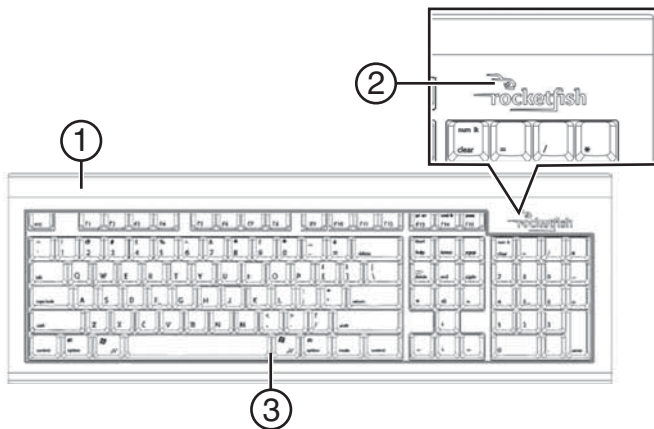
- Keyboard
- Two AA alkaline batteries
- User Guide

System requirements

- Microsoft Windows® 2000, Windows® XP, or Windows Vista®, or Mac OS x 10.3 or higher.
- Bluetooth-enabled computer.

Keyboard components

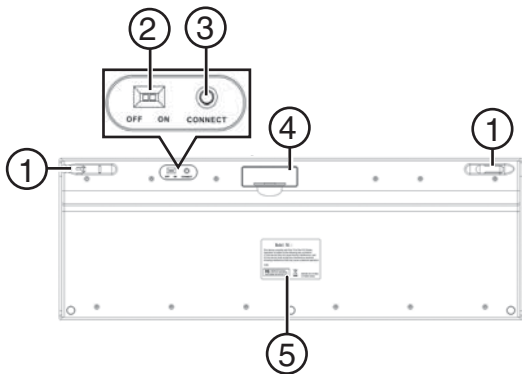
Top



Item	Description	Function
1	Top cover	Protects the internal parts of the keyboard.

Item	Description	Function
2	LED indicator	Flashes green when your keyboard is pairing (connecting) with your computer. Flashes red when the battery power is low.
3	Keys	Press to enter information and interact with a Bluetooth device.

Bottom



Item	Description	Function
1	Stands	Fold out to raise the back of the keyboard.
2	Power ON/OFF switch	Move from OFF to ON to turn on your keyboard.
3	CONNECT button	Press to initiate pairing (connecting) with your computer.

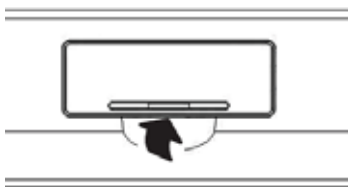
Item	Description	Function
4	Battery compartment cover	Remove to replace the batteries.
5	Label	Provides information about your keyboard.

Setting up your keyboard

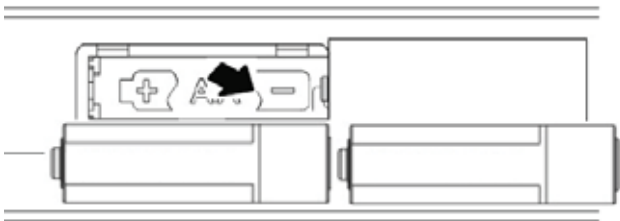
Installing the batteries

To install the batteries:

- 1 Turn your keyboard over and place it on a flat surface covered with a towel or other padding.
- 2 Open the battery compartment cover.



- 3 Insert two AA batteries into the battery compartment. Make sure that the + and - symbols on the batteries match the + and - symbols in the battery compartment.



- 4 Replace the battery compartment cover.

Installing the keyboard

To install the keyboard:

- 1 Turn on your computer and make sure that your Bluetooth device is set to search mode.
- 2 Slide your keyboard power switch to the **ON** position. The switch is located on the bottom of your keyboard.
- 3 Press and hold the **CONNECT** button on the bottom of your keyboard until the LED indicator flashes green. Your system detects the "Rocketfish Bluetooth Keyboard" device.
- 4 Double-click the **Rocketfish Bluetooth Keyboard** device icon, then follow the on-screen instructions to install the appropriate driver. (Installation procedures vary, depending on your Bluetooth device.)

Troubleshooting

- Make sure that you have paired your keyboard with your computer. For more information, see "Installing the keyboard" on page 7.
- Make sure that your operating system is compatible with your keyboard. For more information, see "System requirements" on page 4.
- Make sure that the + and - symbols on the batteries match the + and - symbols in the battery compartment.
- If the LED indicator is red, battery power is low. Change the batteries.

Specifications

Dimensions	18.31 (L) × 6.31 (W) × 0.71 (H) in. 465.0 (L) × 160.2 (W) × 18.0 (H) mm
Keys	108 Keys/US & EU versions
Weight	1.274 lb. (578.0 ± 25g) (w/o battery)
Key pitch	0.35 in (19.0 mm)
Interface	Bluetooth
Keyboard hot keys	Volume down, Volume up, Mute 3 for PC. Volume down, Volume up, Mute, Eject, Numeric keypad "=" 5 for Macintosh. Note: The numeric keypad will not work in Windows systems. It will only work in Macintosh systems.
Compatibility	Windows 2000, Windows XP, Windows Vista, or Mac OS X 10.3 or higher
Operating temperature	32°F ~ 104°F (0°C ~ 40°C)
Operating humidity	85% RH or less
Storage temperature	5°F ~ 140°F (-15°C ~ 60°C)
Storage humidity	85% RH or less

Legal notices

FCC Part 15

This device complies with Part 15 of the FCC Rules. Operation of this product is subject to the following two conditions: (1) this device may not cause harmful interference, and (2) this device must accept any interference received, including interference that may cause undesired operation.

This equipment has been tested and found to comply within the limits for a class B digital device, pursuant to Part 15 of the FCC Rules. These limits are designed to provide reasonable protection against harmful interference in a residential installation. This equipment generates, uses, and can radiate radio frequency energy and, if not installed and used in accordance with the instructions, may cause harmful interference to radio communications. However, there is no guarantee that interference will not occur in a particular installation. If this equipment does cause harmful interference to radio or television reception, which can be determined by turning the equipment off and on, the user is encouraged to try to correct the interference by one or more of the following measures:

- Reorient or relocate the receiving antenna.
- Increase the separation between the equipment and receiver.
- Connect the equipment into an outlet on a circuit different from that to which the receiver is connected.
- Consult the dealer or an experienced technician for help.

FCC warning

Changes or modifications not expressly approved by the party responsible for compliance with the FCC Rules could void the user's authority to operate this equipment.

Canada ICES-003 statement

This Class B digital apparatus complies with Canadian ICES-003.

RSS 210 statement

To reduce potential radio interference to other users, the antenna type and its gain should be so chosen that the equivalent isotropically radiated power (e.i.r.p.) is not more than that permitted for successful communication.

Important note

FCC Radiation Exposure Statement:

This equipment complies with FCC radiation exposure limits set forth for an uncontrolled environment. End users must follow the specific operating instructions for satisfying RF exposure compliance.

This transmitter must not be co-located or operating in conjunction with any other antenna or transmitter.

IC Statement

Operation is subject to the following two conditions:

- (1) This device may not cause interference and
- (2) This device must accept any interference, including interference that may cause undesired operation of the device.

One-Year Limited Warranty

Rocketfish Products ("Rocketfish") warrants to you, the original purchaser of this new **RF-ABTKB** ("Product"), that the Product shall be free of defects in the original manufacture of the material or workmanship for one (1) year from the purchase of the Product ("Warranty Period"). This Product must be purchased from an authorized dealer of Rocketfish brand products and packaged with this warranty statement. This warranty does not cover refurbished Product. If you notify Rocketfish during the Warranty Period of a defect covered by this warranty that requires service, terms of this warranty apply.

How long does the coverage last?

The Warranty Period lasts for one year (365 days), beginning on the date you purchased the Product. The purchase date is printed on the receipt you received with the product.

What does this warranty cover?

During the Warranty Period, if the original manufacture of the material or workmanship of the Product is determined to be defective by an authorized Rocketfish repair center or store personnel, Rocketfish will (at its sole option): (1) repair the Product with new or rebuilt parts; or (2) replace the Product at no charge with new or rebuilt comparable products or parts. Products and parts replaced under this warranty become the property of Rocketfish and are not returned to you. If service of Products and parts are required after the Warranty Period expires, you must pay all labor and parts charges. This warranty lasts as long as you own your Rocketfish Product during the Warranty Period. Warranty coverage terminates if you sell or otherwise transfer the Product.

How to obtain warranty service?

If you purchased the Product at a retail store location, take your original receipt and the Product to the store you purchased it from. Make sure that you place the Product in its original packaging or packaging that provides the same amount of protection as the original packaging. If you purchased the Product from an online web site, mail your original receipt and the Product to the address listed

on the web site. Make sure that you put the Product in its original packaging or packaging that provides the same amount of protection as the original packaging.

Where is the warranty valid?

This warranty is valid only to the original purchaser of the Product in the United States, Canada, and Mexico.

What does the warranty not cover?

This warranty does not cover:

- Customer instruction
- Installation
- Set up adjustments
- Cosmetic damage
- Damage due to acts of God, such as lightning strikes
- Accident
- Misuse
- Abuse
- Negligence
- Commercial use
- Modification of any part of the Product, including the antenna

This warranty also does not cover:

- Damage due to incorrect operation or maintenance
- Connection to an incorrect voltage supply
- Attempted repair by anyone other than a facility authorized by Rocketfish to service the Product
- Products sold as is or with all faults
- Consumables, such as fuses or batteries
- Products where the factory applied serial number has been altered or removed

REPAIR REPLACEMENT AS PROVIDED UNDER THIS WARRANTY IS YOUR EXCLUSIVE REMEDY. ROCKETFISH SHALL NOT BE LIABLE FOR ANY INCIDENTAL OR CONSEQUENTIAL DAMAGES FOR THE BREACH OF ANY EXPRESS OR IMPLIED WARRANTY ON THIS PRODUCT, INCLUDING, BUT NOT LIMITED TO, LOST DATA, LOSS OF USE OF YOUR PRODUCT, LOST BUSINESS OR LOST PROFITS. ROCKETFISH PRODUCTS MAKES NO OTHER EXPRESS WARRANTIES WITH RESPECT



TO THE PRODUCT, ALL EXPRESS AND IMPLIED WARRANTIES FOR THE PRODUCT, INCLUDING, BUT NOT LIMITED TO, ANY IMPLIED WARRANTIES OF AND CONDITIONS OF MERCHANTABILITY AND FITNESS FOR A PARTICULAR PURPOSE, ARE LIMITED IN DURATION TO THE WARRANTY PERIOD SET FORTH ABOVE AND NO WARRANTIES, WHETHER EXPRESS OR IMPLIED, WILL APPLY AFTER THE WARRANTY PERIOD. SOME STATES, PROVINCES AND JURISDICTIONS DO NOT ALLOW LIMITATIONS ON HOW LONG AN IMPLIED WARRANTY LASTS, SO THE ABOVE LIMITATION MAY NOT APPLY TO YOU. THIS WARRANTY GIVES YOU SPECIFIC LEGAL RIGHTS, AND YOU MAY ALSO HAVE OTHER RIGHTS, WHICH VARY FROM STATE TO STATE OR PROVINCE TO PROVINCE.

Contact Rocketfish:

For customer service please call 1-800-620-2790

www.rocketfishproducts.com

Distributed by Best Buy Purchasing, LLC

7601 Penn Avenue South, Richfield, Minnesota, U.S.A. 55423-3645

© 2008 Best Buy Enterprise Services, Inc.

All rights reserved. ROCKETFISH is a trademark of Best Buy Enterprise Services, Inc. Registered in some countries. All other products and brand names are trademarks of their respective owners.

www.rocketfishproducts.com

(800) 620-2790

Distributed by Best Buy Purchasing, LLC
7601 Penn Avenue South, Richfield, MN 55423-3645 USA

© 2008 Best Buy Enterprise Services, Inc.

All rights reserved. ROCKETFISH is a trademark of Best Buy Enterprise Services, Inc.
All other products and brand names are trademarks of their respective owners.



ENGLISH
08-1394