

**TWO-WIRE BUS APARTMENT SYSTEM**

**GF-1DK**, Apartment station  
with PANIC call

**OPERATION MANUAL**

**PRECAUTIONS**

**WARNING** (Negligence could result in death or serious injury to people.)

1. Do not dismantle or alter the unit. Fire or electric shock could result.
2. The unit must not be exposed to water or any other liquid. Fire or electric shock could result.

**CAUTION** (Negligence could result in injury to people or damage to property.)

1. Do not manually hold down hook switch on the unit. If called, the call tone volume from the sounder is very loud, and could cause hearing damage.
2. Do not alter or change wall-mounting of the unit. If dropped, it can cause injury.
3. Do not install the unit in any of the following locations, as it may cause the system to malfunction;
  - High or extreme cold temperature area: under direct sunlight, near equipment that varies in temperature, in front of air conditioner, inside a refrigerated area, etc.

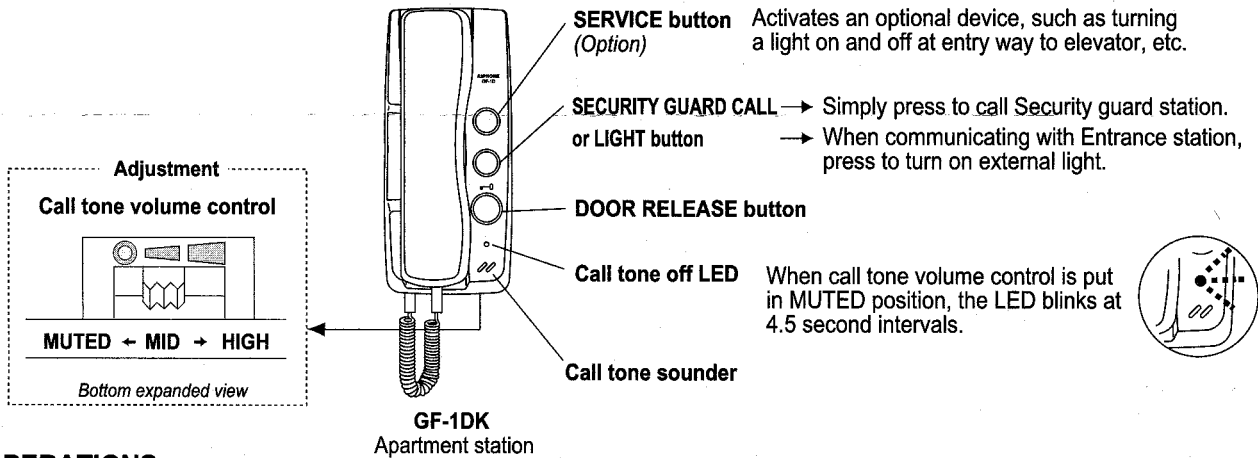
- Places subject to moisture or humidity extremes.
- Places subject to environmental conditions, such as oil, dust, chemicals, salt, etc.
- Places subject to constant vibration or impact.
- Places subject to steam or smoke, such as near heating appliances, cooking surface, etc.

**GENERAL PRECAUTIONS**

1. GF system is not operable during a power failure.
2. In areas where broadcasting station antennas are close by, intercom system may be affected by radio frequency interference.
3. Keep the unit at least 1m(3'3") away from noise generating devices, such as radio or TV set.

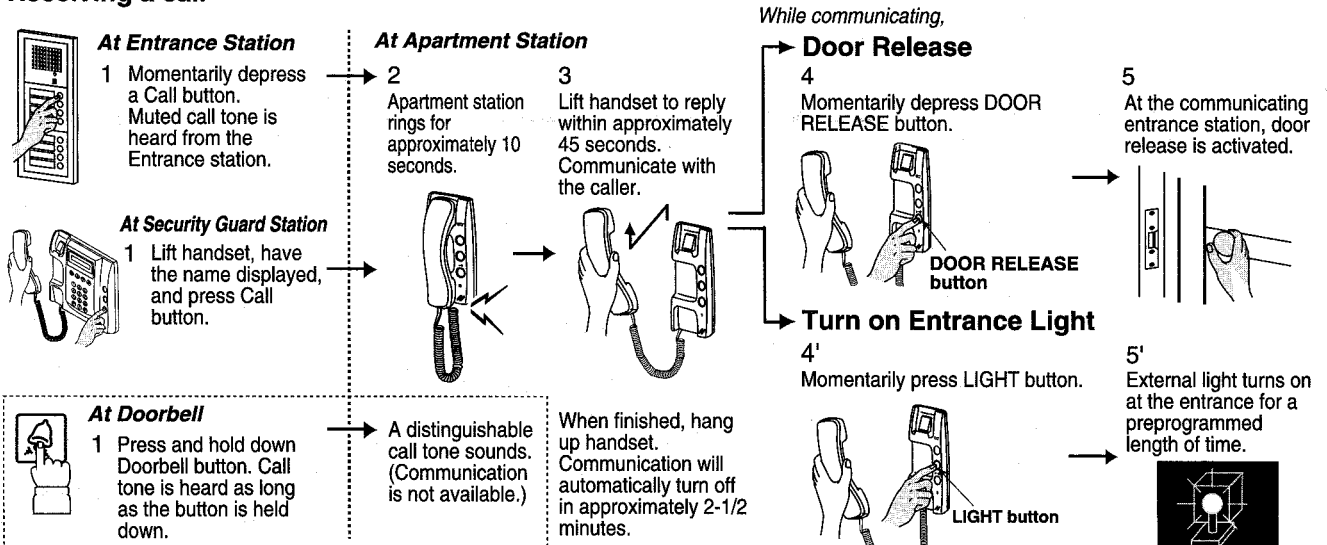
- General Prohibitions**
- Prohibitions to subject the unit to water**
- Prohibitions to dismantle the unit**

**NAMES AND FUNCTIONS**



**OPERATIONS**

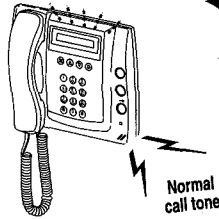
**Receiving a call**



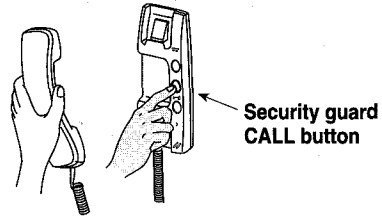
**OPERATIONS (continued)**

**Calling Security guard station**

2  
Call tone rings for approximately 10 seconds, and ROOM No. & Resident's NAME are displayed. Lift handset and reply.



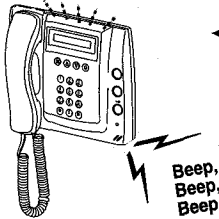
1  
Lift handset, then press Security guard CALL button. Muted call tone is heard.



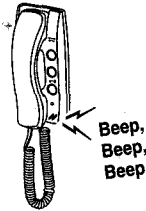
Note; Busy tone is heard when the system is in use.

**PANIC call**

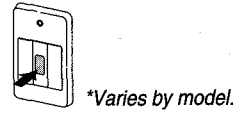
3  
In approximately 3 seconds, alarm sounds, and ROOM No. & Resident NAME are displayed.



2  
Alarm sounds from Apartment station.

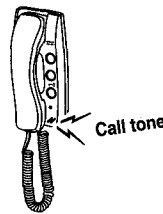


1  
Push PANIC CALL switch to lock

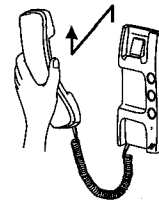


When Security guard station calls back;

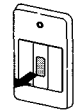
4  
The alarm turning to normal call tone, sounds for approximately 45 seconds.



5  
Lift handset and communicate with Security guard station.



6  
Unlock PANIC CALL switch to place in standby.



Notes; Line-off trouble alarm will be activated when the wires are off at PANIC CALL button. The alarm will sound even when the station is busy. (at the HIGH volume regardless of the setting)

**TECHNICAL PRECAUTIONS**

**Calling & communication**

1. Max. two apartment stations per apartment. (No communication between two stations).
2. When one station answered, the other station cannot be used.
3. If handset is off the hook, the ring tone at the apartment station will still be heard. To reply, momentarily hang up handset.
4. While an apartment station is being called from an Entrance station, call tone from Doorbell button will not sound. While Panic call is sounding, normal call including doorbell will not sound.

**Door release**

As long as the Door release button is held down, the door release is activated, if the Door release timer is set on Momentary position.

**Ambient temperature:** GF-1DK: 0°C ~ +40°C (+32°F ~ +104°F)  
**Asking for repairs:**

When your apartment station does not operate properly, ask qualified technician to repair it. Clean the equipment with a soft cloth dampened with neutral household cleanser. Never use any abrasive cleaner or cloth.

**Cleaning:**

**SPECIFICATIONS (GF-1DK)**

Power source:	DC 24V, supplied from 2-wire Bus control unit GF-BC
Dimensions:	200H x 89W x 63D (mm) 7-7/8" H x 3-1/2" W x 2-1/2" D
Weight:	Approximately 370g (0.81lbs.)

**WARRANTY**

Aiphone warrants its products to be free from defects of material and workmanship under normal use and service for a period of one year after delivery to the ultimate user and will repair free of charge or replace at no charge, should it become defective upon which examination shall disclose to be defective and under warranty. Aiphone reserves unto itself the sole right to make the final decision whether there is a defect in materials and/or workmanship; and whether or not the product is within the warranty. This warranty shall not apply to any Aiphone product which has been subject to misuse, neglect, accident, or to use in violation of instructions furnished, nor extended to units which have been repaired or altered outside of the factory. This warranty does not cover batteries or damage caused by batteries used in connection with the unit. This warranty covers bench repairs only, and any repairs must be made at the shop or place designated in writing by Aiphone. Aiphone will not be responsible for any costs incurred involving on site service calls.

AIPHONE CO., LTD., NAGOYA, JAPAN  
AIPHONE CORPORATION, BELLEVUE, WA, USA  
AIPHONE EUROPE N.V., ANTWERP, BELGIUM

**AIPHONE®**  
Providing Peace of Mind  
<http://www.aiphone.com/>