

COMPATIBILITY STATUS BETWEEN SKYPE VERSION AND VOIP080 USB PHONE DRIVER



**THE VOIP080 USB PHONE DRIVER MAY NOT WORK
PROPERLY WITH SKYPE BETA RELEASE.**



FOR WINDOWS VISTA DRIVER:

**- If it's a new installation please download the complete
installation CD Content: Please click on the following link:**

[LINK](#) *

Unzip the file, execute Setup.exe and follow instructions.

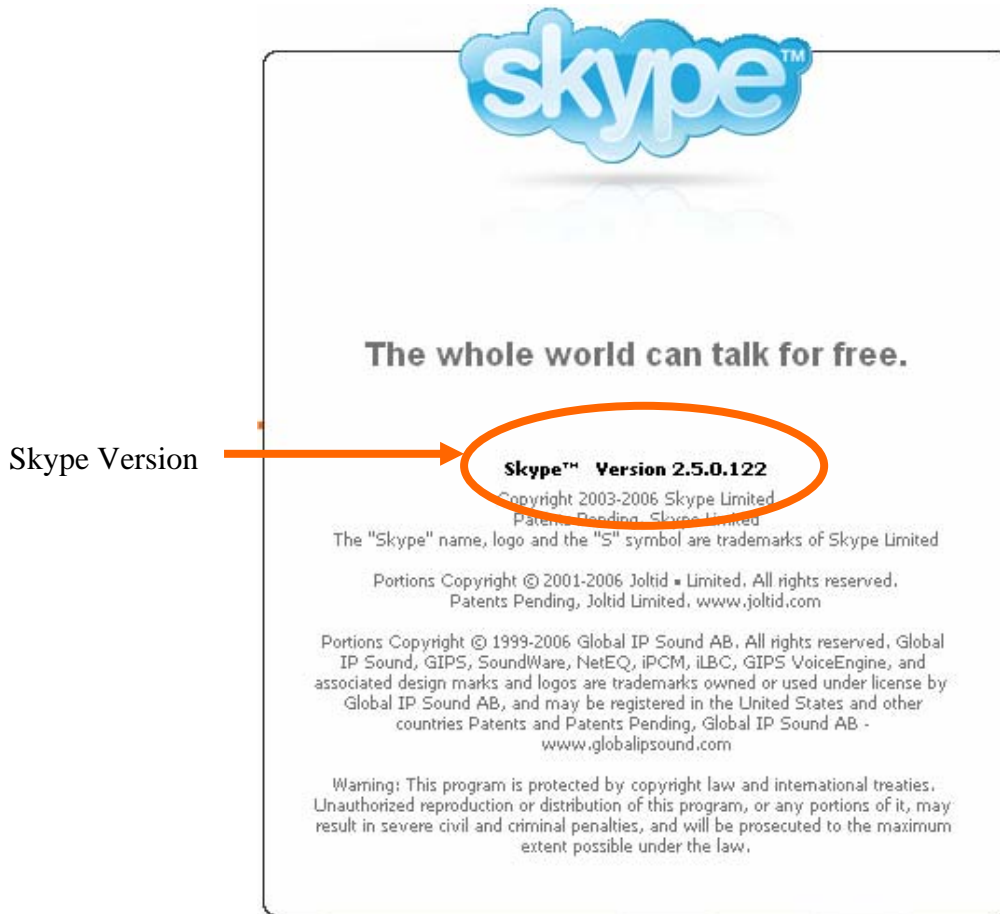
- If it's an update of the driver, please check next




**The VOIP080 USB Phone Driver V3.5.4.0 which can be
downloaded from Philips web site is compatible with Skype
software version from V2.5.0.122 until V3.8.0.x**

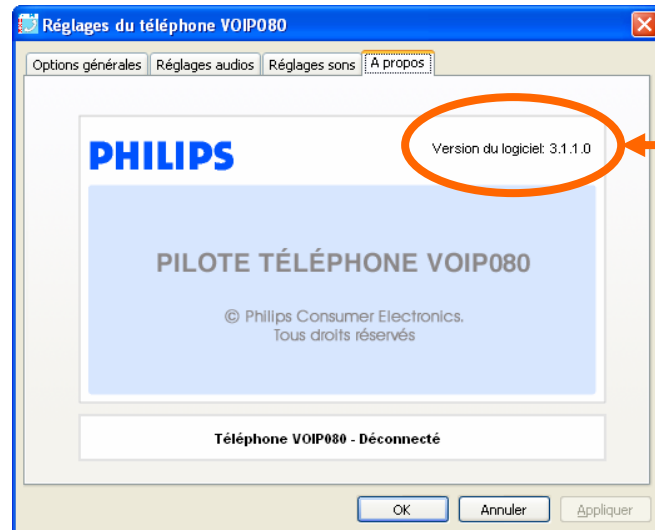
1°) Read my Skype version:

- Open Skype window, select “About” in “Help” menu, to display the following window:



2°) Read VOIP080 USB Phone Driver version:

- Open VOIP080 PC application, by right click on  in status bar, and select “About”. The following window is displayed:



VOIP080 USB
phone driver
version

3°) Upgrade my VOIP080 USB Phone Driver:

- If you have an older VOIP080 USB Phone Driver version, you may have compatibility problem with last Skype release.
- To upgrade your VOIP080 USB Phone Driver version, first download the last driver on Philips web site: [LINK](#)
- Uninstall the VOIP080. Go to program, Philips, VOIP080 and select “Uninstall VOIP080”.
- Install the latest “Setup.exe” downloaded from the Philips web site.
- Start the VOIP080 software.
- The following Skype window can be displayed:



- Select Allow this program to use Skype.
- Validate by pressing OK.